

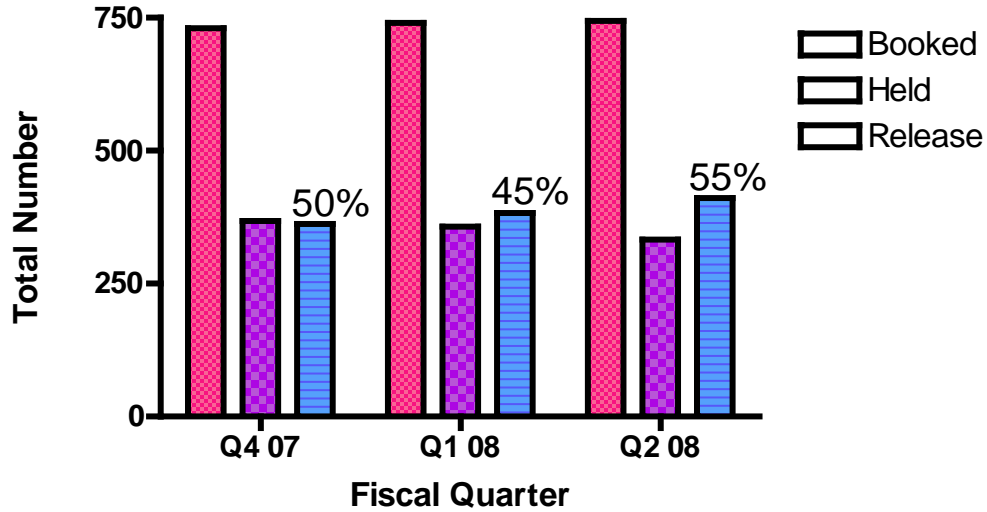
Bernalillo County Juvenile  
Detention and Youth Services Center

2<sup>nd</sup> Quarter Fiscal Year 08 Detention Report

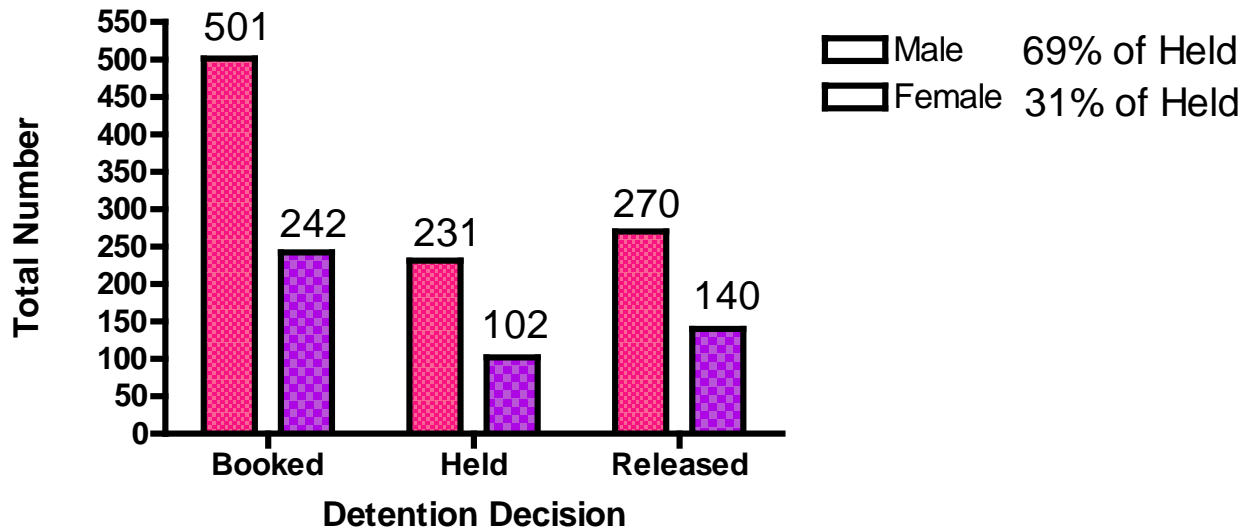
February 27, 2008



### Detention Activity by Fiscal Quarter

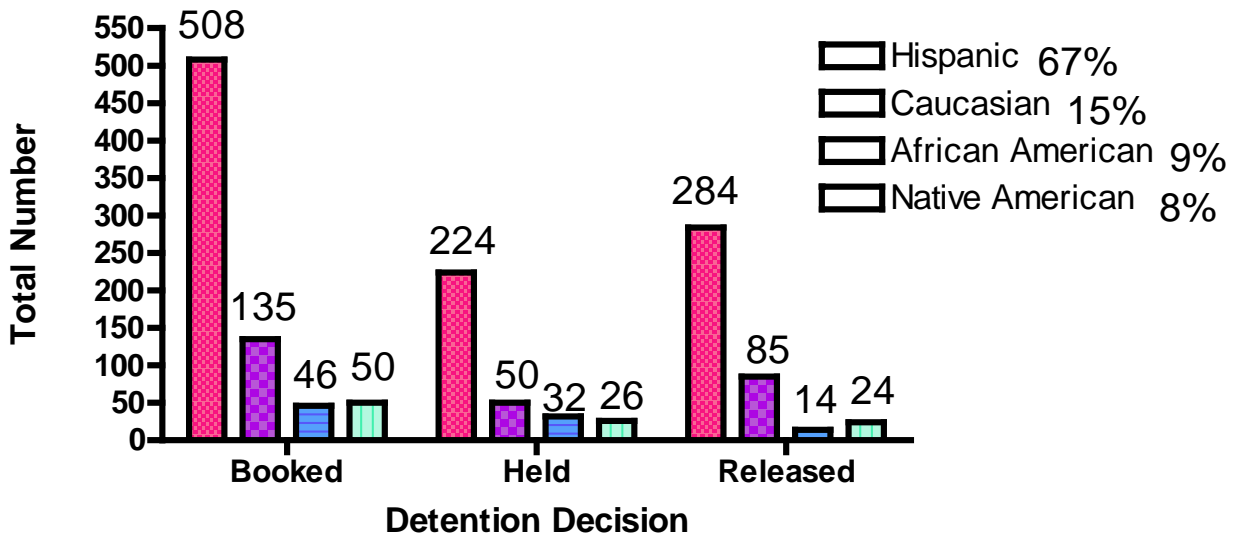


### Detention Activity by Gender



Percent relates to Held Population

## Detention Activity by Ethnicity

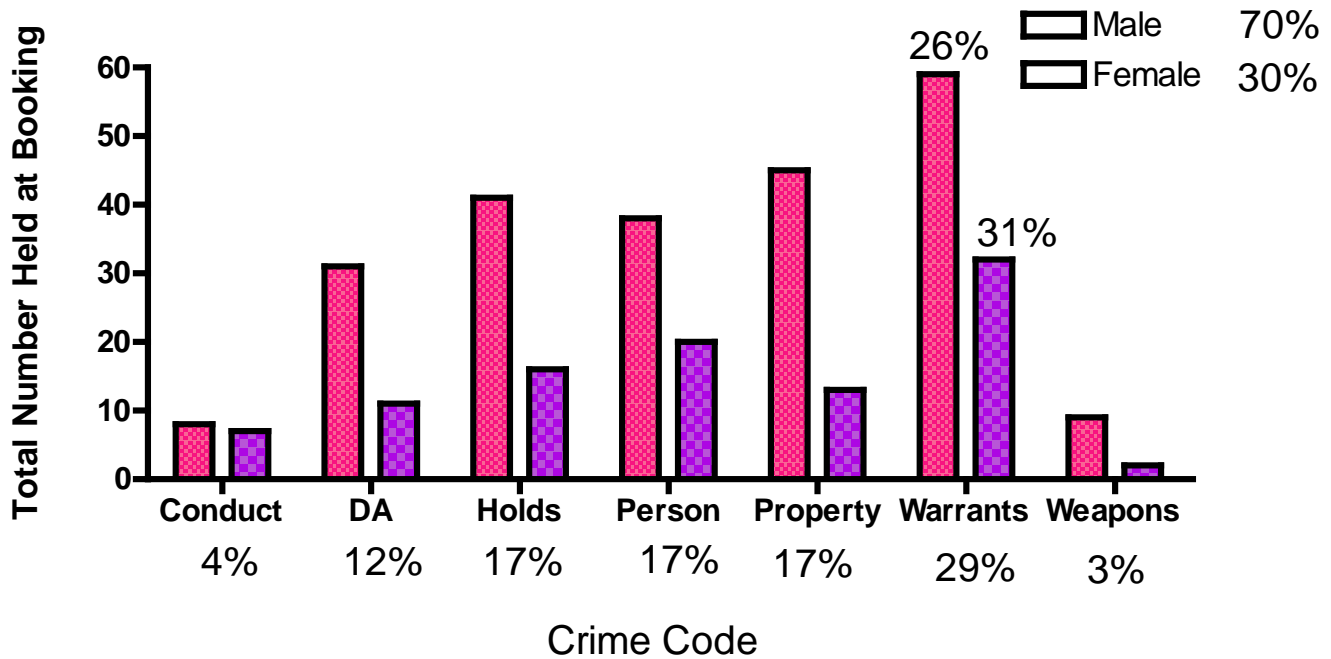


### Percent Relates to Held Population

**99% accounted for. The remaining were miscellaneous**

Of the 224 Hispanics held, 60 were female and 164 were male  
 Of the 50 Caucasians held, 19 were female and 31 were male  
 Of the 32 African Americans held, 12 were female and 20 were male  
 Of the 26 Native Americans held, 11 were female and 15 were male

## Total Held Crime Codes by Gender

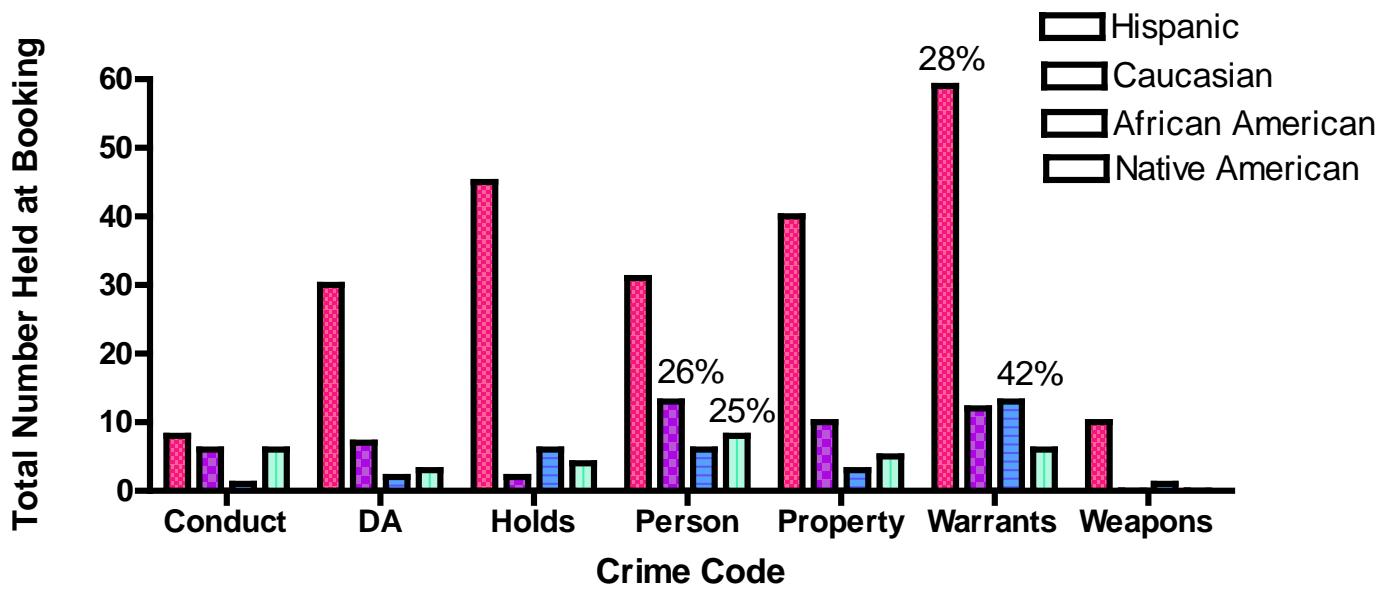


The percent below the graph represents what proportion that charge made up of all charges. For example, *conduct* represents 4% of all held charges.

Male charges consisted of 69% of all holds at booking with warrants being the highest referral reason, 26%. Female charges consisted of 31% of all holds at booking with Warrants being their highest referral reason, 31%.

\*note: at the end of this report you will find descriptions for each crime code. Please review this and report back if you find that a certain charge should be coded differently.

## Total Held Crime Codes by Ethnicity



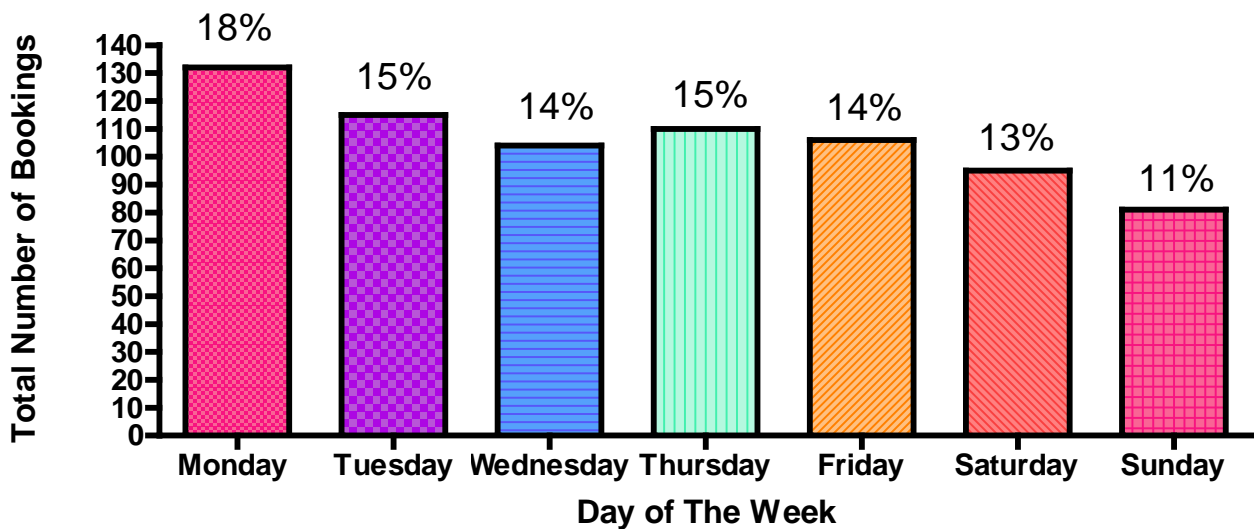
Hispanic's top referral charge was warrants, 28%

Caucasians top referral reason was a Person crime, 26%.

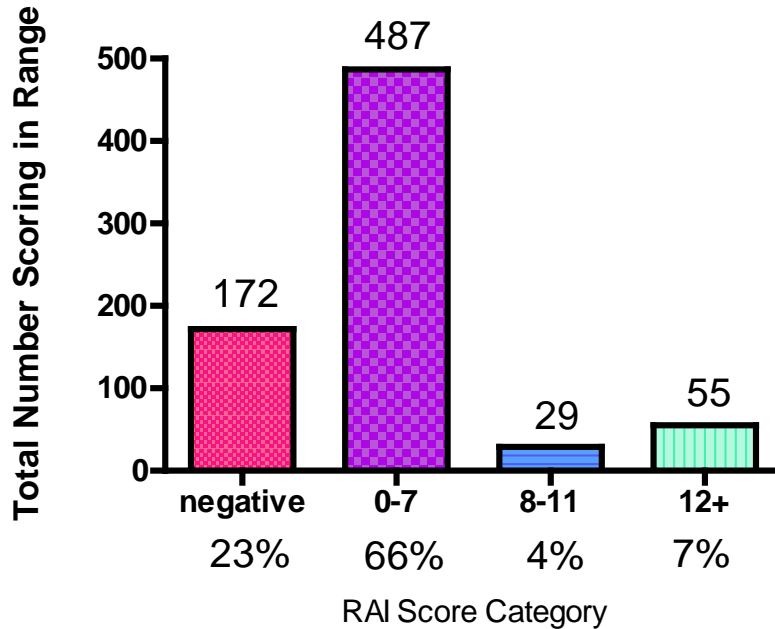
African American's top referral reason was a Warrant, 42%.

Native American's top referral reason was a Person crime, 25%.

## Number of Bookings by Day of the Week

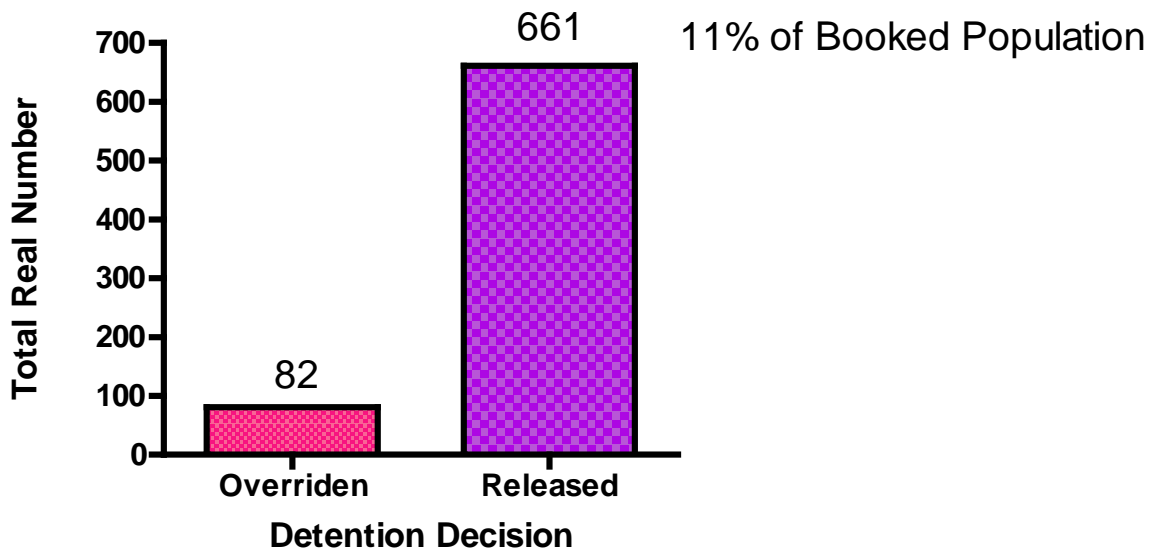


## Total Number of Youth by RAI Scoring Category



- Of the 487 zero to seven scores 88 were warrants, 18%
- Of the 487 zero to seven scores 54 were holds, 11%
- All together 29% of the 0-7 were special detention or automatic holds
- These data are generated from the booking report (all those booked during the quarter).

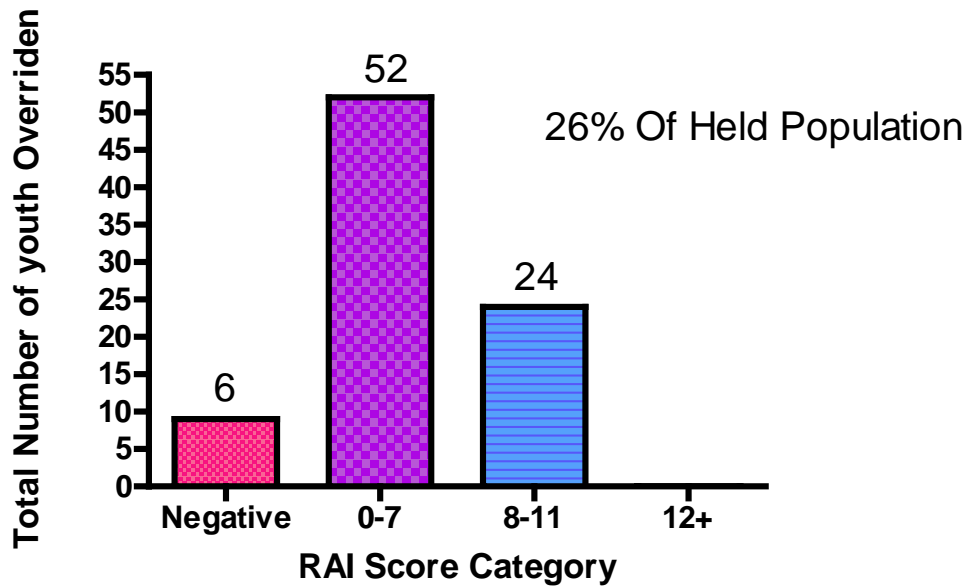
## Number of Overrides to Hold



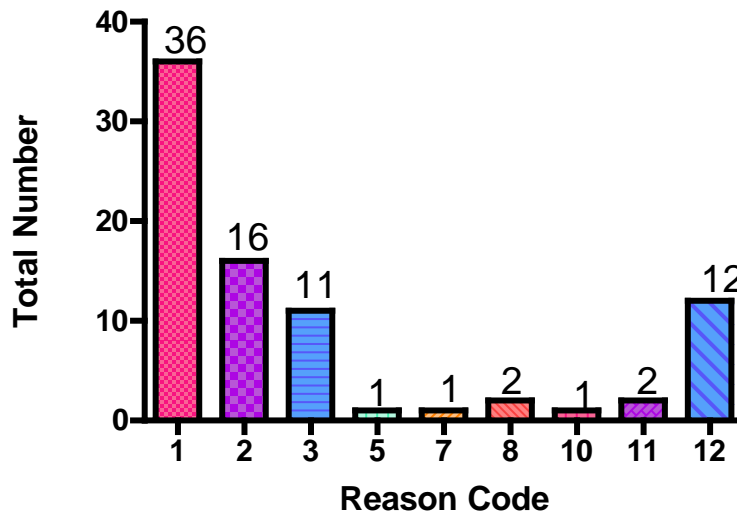
One occurrence was missing in the system as to override or release

The following RAI data relates to overrides to hold only. Overrides to release will be on the 3<sup>rd</sup> Qtr Report.

### Number of Overrides to Hold by Score Category

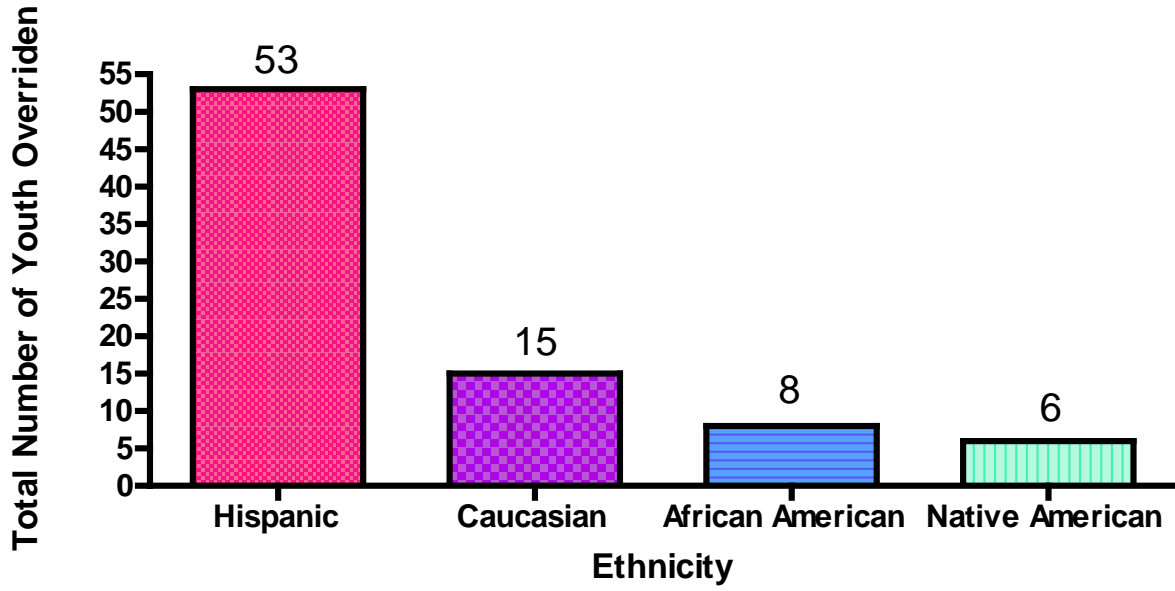


### Number of Overrides by Reason Code

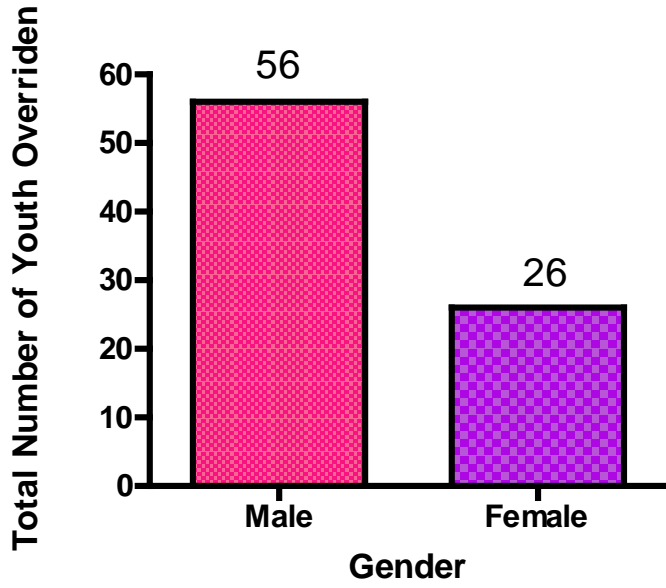


- 1 = Juvenile Probation Officer Override
- 2 = Parent Refuse Custody (females were at the highest rate, Hispanic)
- 3 = No Custodian
- 5 = Regional Hold
- 7 = Drug Trafficking
- 8 = Domestic Violence
- 10 = Risk of harm to self/others
- 11 = Other/ 12 = DWI

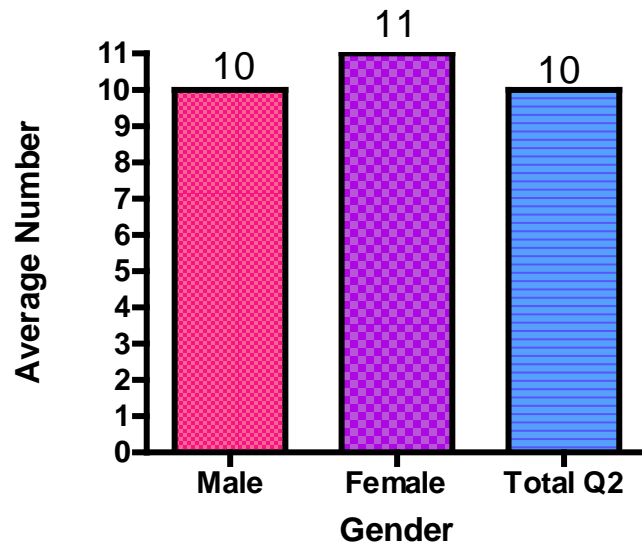
### Number of Overrides by Ethnicity



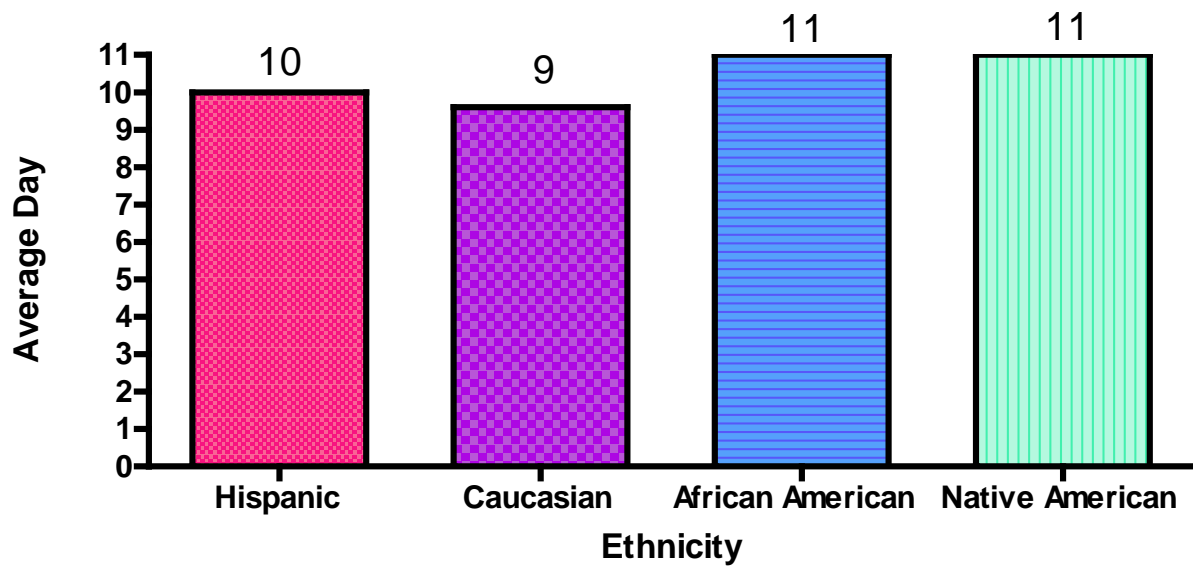
### Number of Overrides by Gender



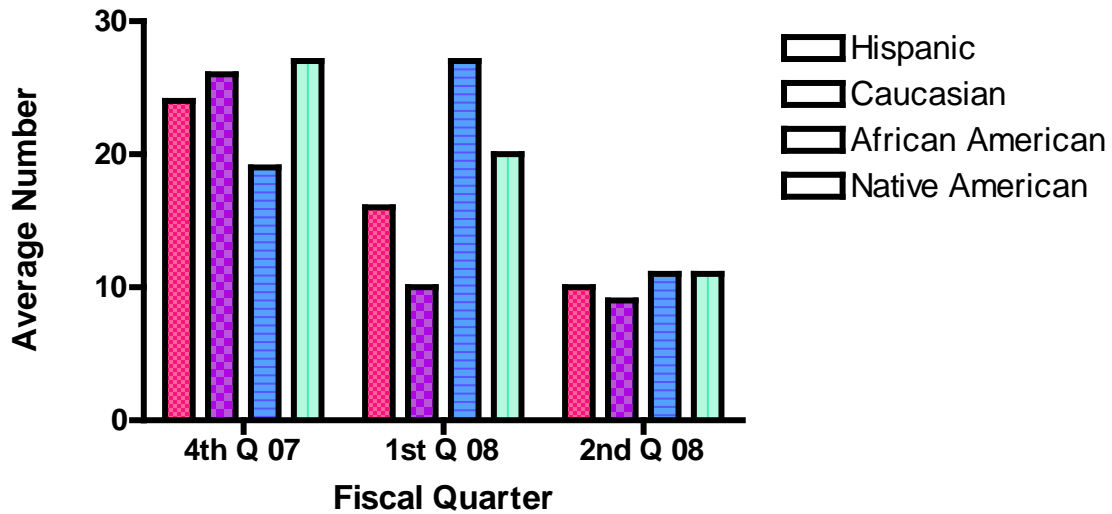
### Average Length of Stay (Includes Outliers)



### Average Length of Stay by Ethnicity (Includes Outliers)



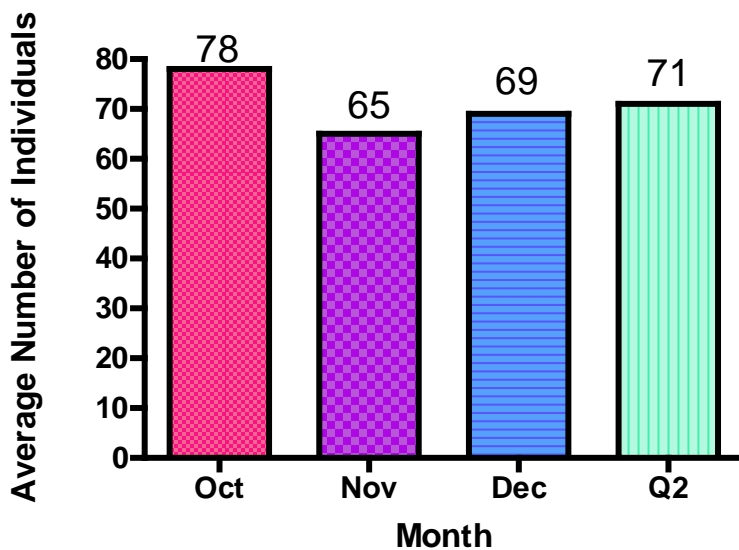
### Average Length of Stay by Quarter



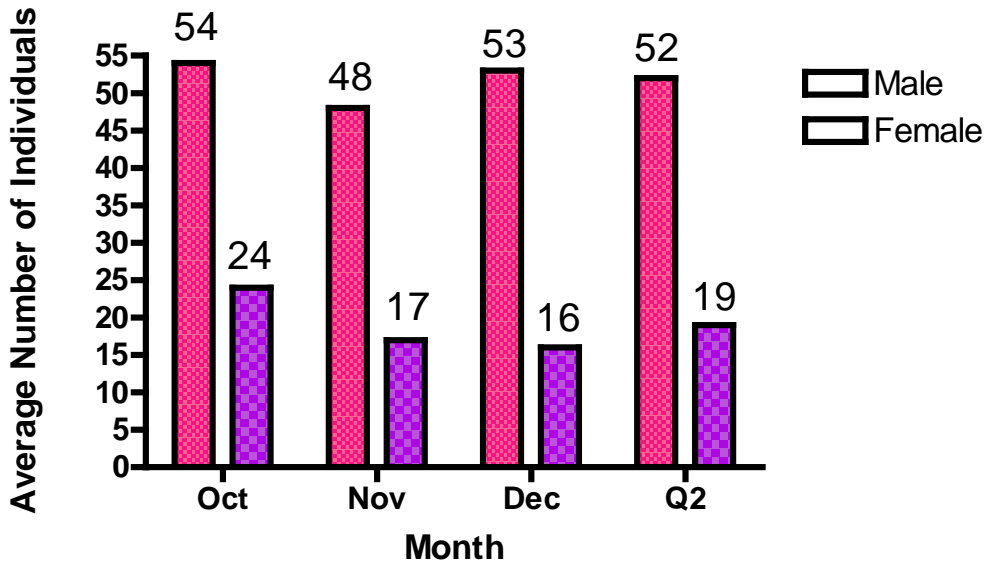
**Hispanics - 42% decline**  
**Caucasian - 35% decline**  
**African American - 58% decline**  
**Native American - 41% decline**

In the above graph, percent decline compares 2<sup>nd</sup> quarter 08 to 4<sup>th</sup> quarter 07.

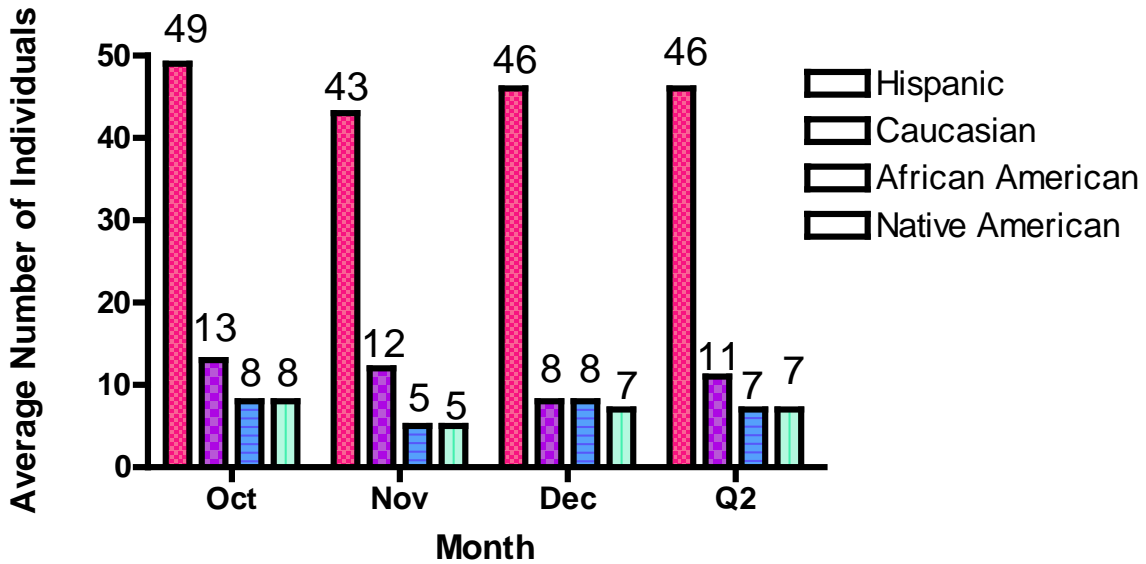
### Average Daily Population by Month



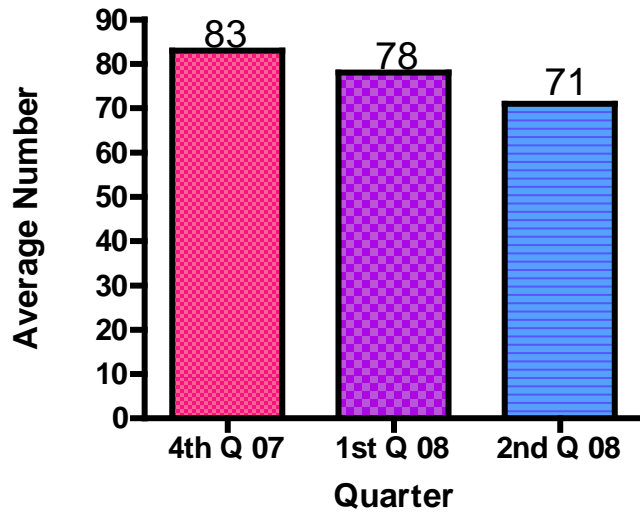
### Average Daily Population by Month



### Average Daily Population by Ethnicity

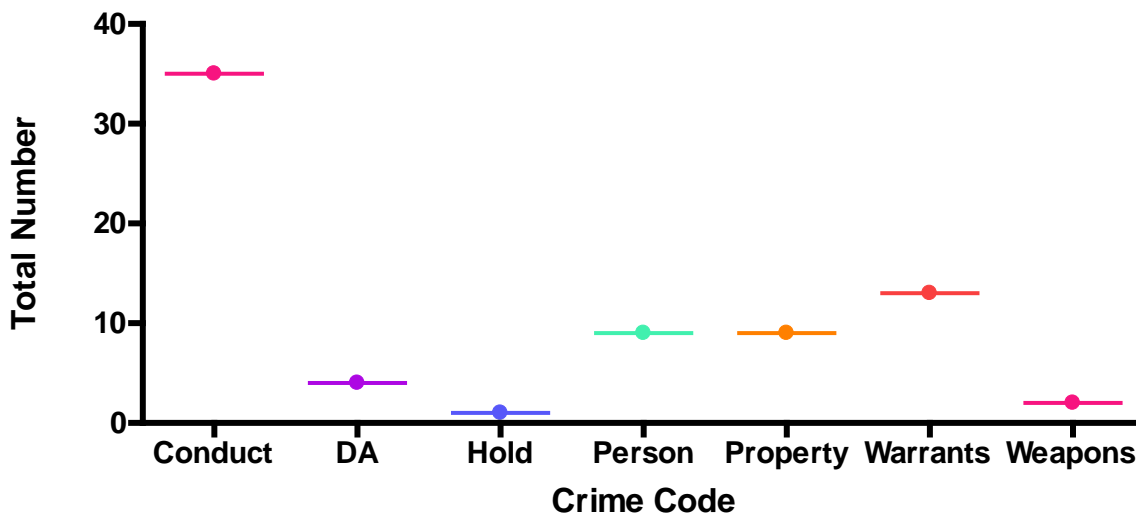


### Average Daily Population by Quarter



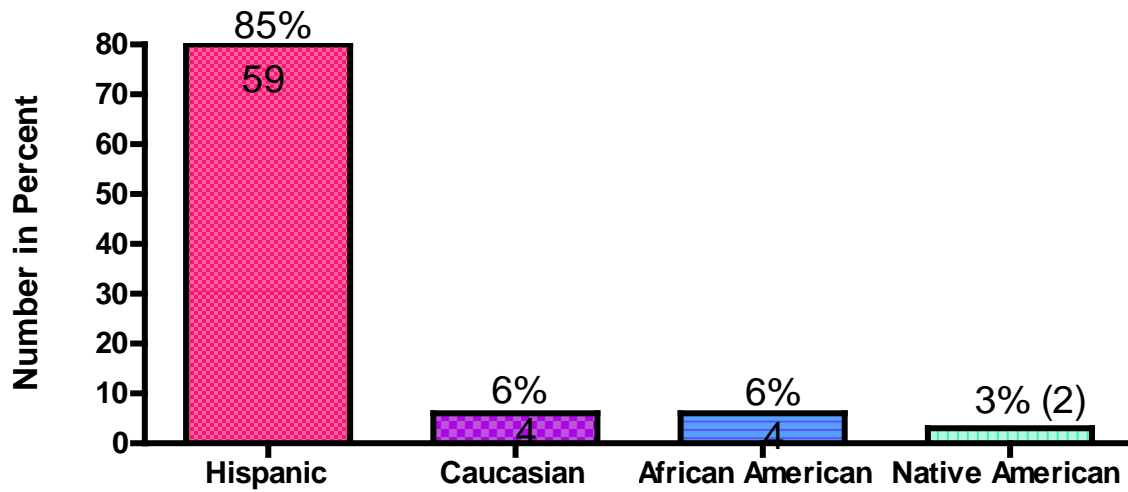
### Alternative Programs

### Youth's Incoming Charge into Youth Reporting



### All males in YRC

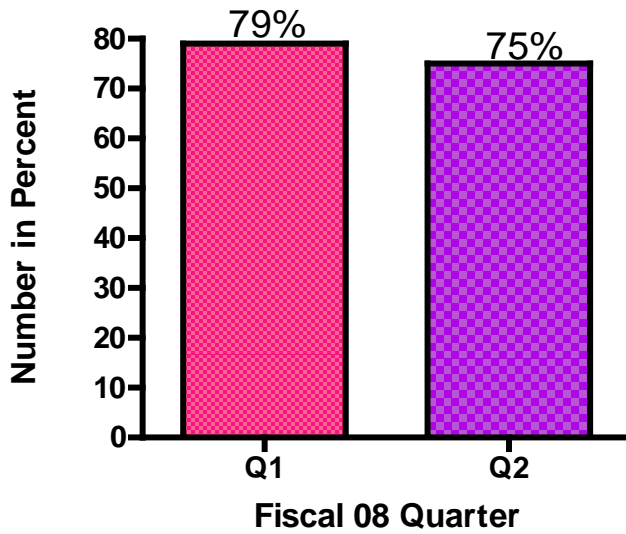
### Ethnic Makeup of those Individulas In YRC 2nd Quarter



**Remaining percent above not indicated**

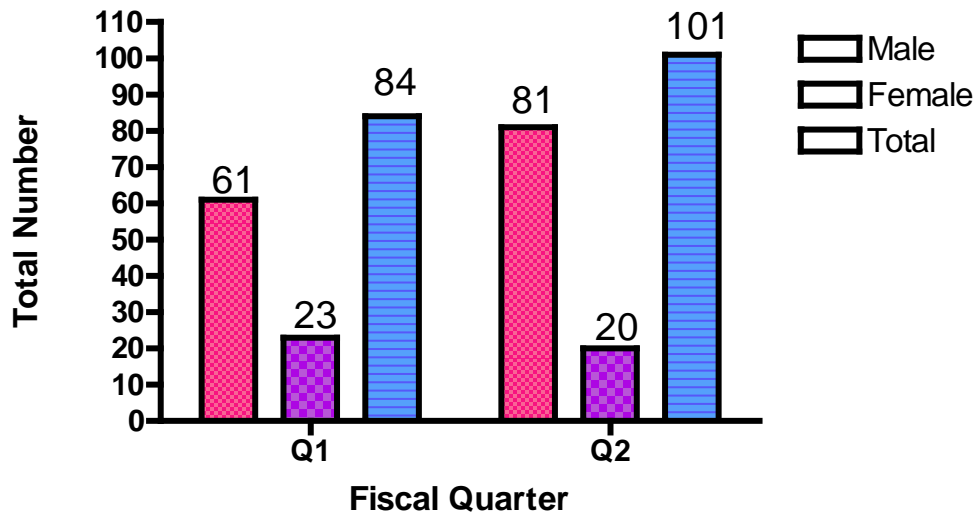
Number in bars above represents total number of youth being of a certain ethnicity.

### YRC Outcome



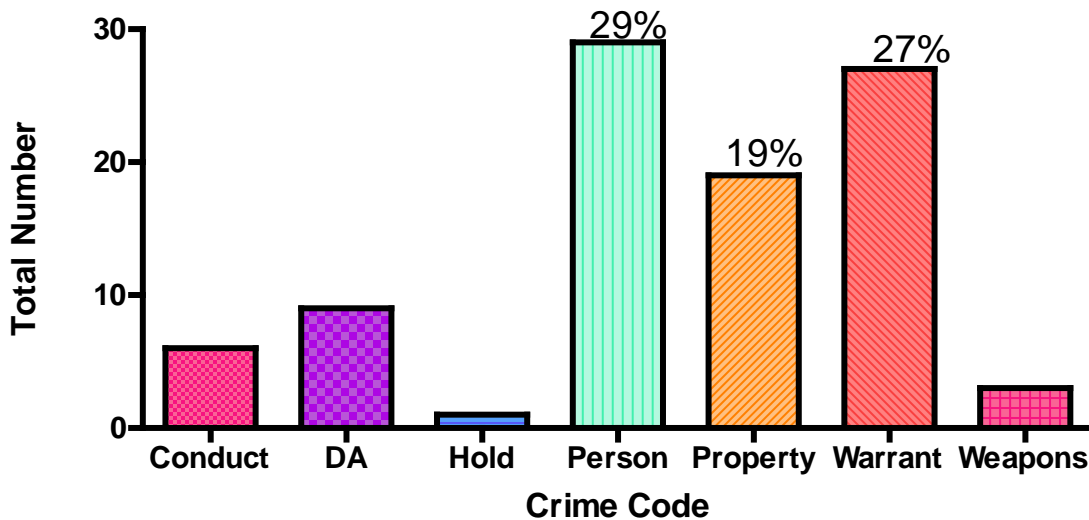
Above graph reflects the amount of success YRC had for the last two fiscal quarters.

### Community Custody Activity by Gender

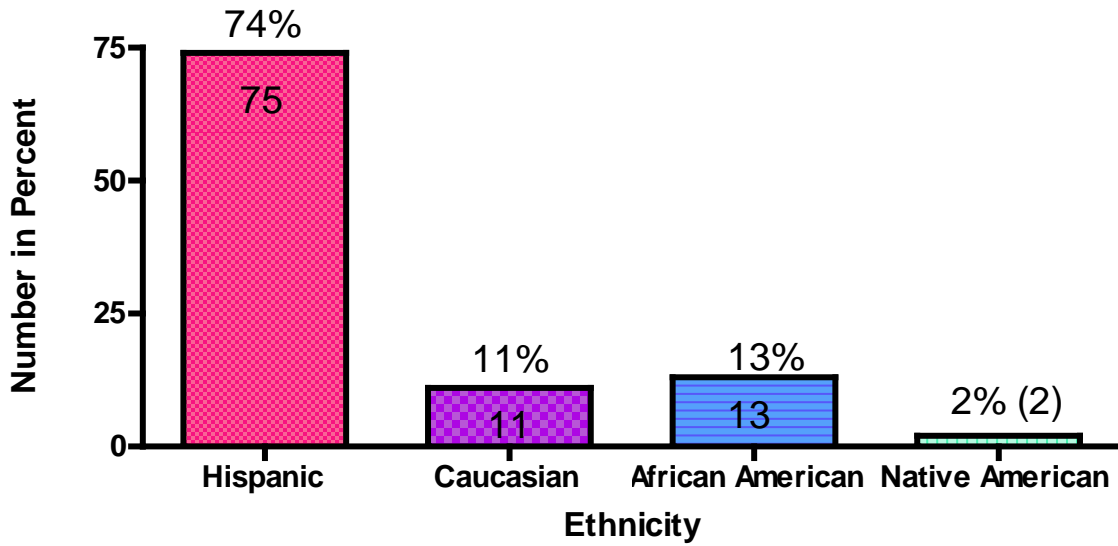


Number of Youth Present in Program for that Quarter

### Youth's Incoming Charge to Community Custody

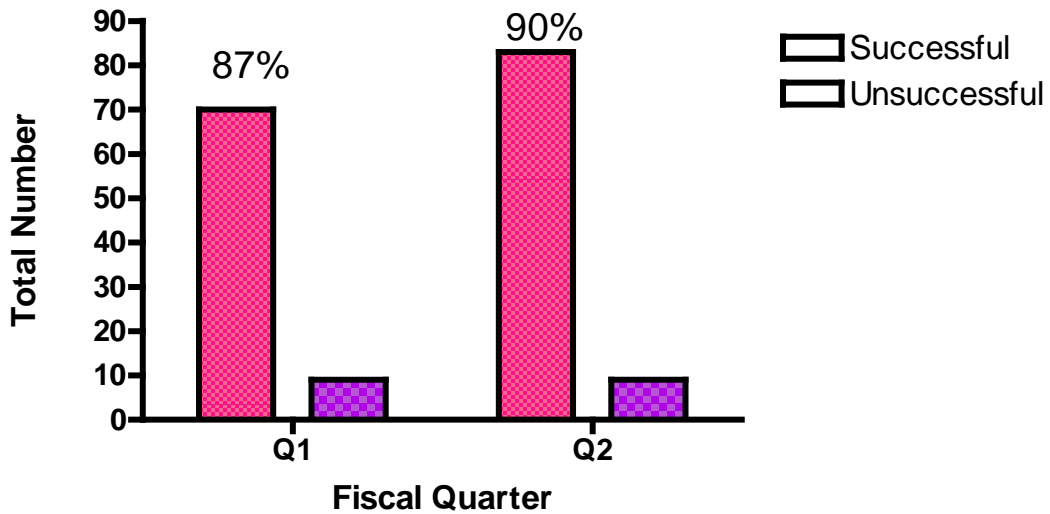


### CCP Ethnic Makeup

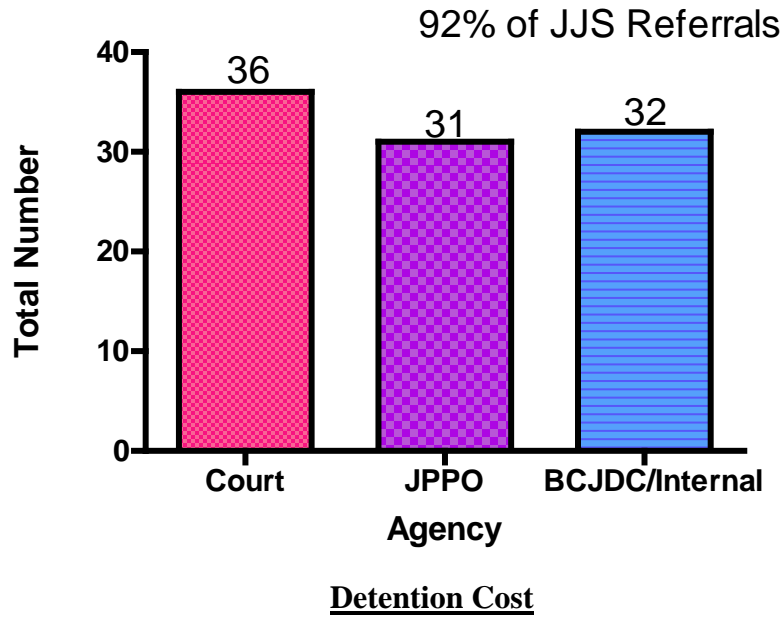


Number in bars above represents total number of youth being of a certain ethnicity.

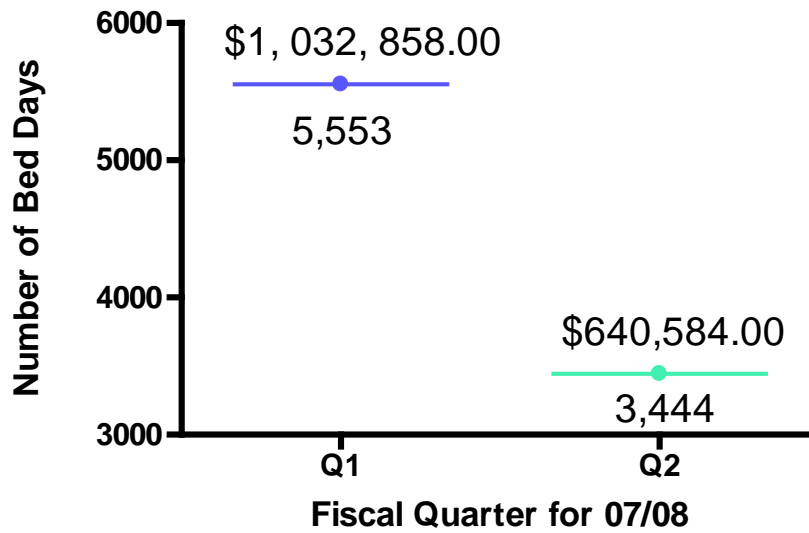
### Community Custody Outcome By Fiscal Quarter



### Top Three JJS Referral Sources for MHC



### Total Bed Days and Associated Cost



The above bed days cost is simply figured by detention cost per day (\$186.00) X number of bed days.

## APPENDIX A

### **CONDUCT CHARGES**

Concealing Identity  
Criminal Trespass  
Disorderly Conduct  
DISORDERLY CONDUCT  
Driving While License Suspended or Revoked  
Escape From Police  
False Imprisonment  
Forgery- Make or Alter (Will or Title to Any Property)  
Forgery (Making or Altering)  
Graffiti, Unauthorized  
Graffiti, Unauthorized (Over \$1,000)  
Interference with Communications  
Interference with Public Officials or General Public  
Leaving the Scene of an Accident (Injury)  
OFFENSES BY CHILDREN  
Offenses by Persons Owning or Controlling Vehicles  
PROBATION VIOLATION  
Propulsion of Missiles  
Public Affray  
Reckless Driving  
RECKLESS DRIVING  
Refusing To Obey Police Officer  
Resisting, Evading or Obstructing an Officer  
Runaway  
Tampering with Evidence

### **Drugs and Alcohol Charges**

Aggravated 1st DWI (.16 or more)  
Aggravated 1st DWI (Bodily Injury as a Result)  
Aggravated 1st DWI (Refused to Submit to Chemical Testing)  
Distribution of Counterfeit Contr/Sub (Sched. I-IV)  
Distribution of Marijuana  
Driving Under the Influence of Liquor or Drugs (1st Offense)  
Possession of a Controlled Substance (Felony)  
Possession of a Controlled Substance (Misdemeanor)  
Possession of Alcoholic Beverages by a Minor  
Possession of Controlled Substance with Intent to Distribute-Conspiracy  
Possession of Controlled Substance with Intent to Distribute  
Possession of Liquor by a Minor  
Possession of Marijuana (More Than One Ounce)  
Possession of Marijuana (One Ounce or Less)  
Possession of Marijuana With Intent to Distribute (1st Offense Felony)  
Selling or Giving Alcoholic Beverages to a Minor; Possession  
Trafficking Controlled Substances (Distribution)  
Trafficking Controlled Substances (Possess w/ Intent) - Con  
Trafficking Controlled Substances (Possess w/ Intent)  
Use or Possession of Drug Paraphernalia

## **Holds**

1-2 DAY HOLD C.C.P  
1-4 DAY HOLD  
4 DAY HOLD  
COURT ORDER HOLD  
DRUG COURT HOLD

## **Person Charges**

Abuse of a Child  
Aggravated Assault (Deadly Weapon)  
Aggravated Assault (Deadly Weapon)(Household Member)  
Aggravated Assault (Intent to Commit Felony)  
Aggravated Battery (Deadly Weapon)  
Aggravated Battery (Deadly Weapon)(Household Member)  
Aggravated Battery (Great Bodily Harm) - Conspiracy  
Aggravated Battery (Great Bodily Harm)  
Aggravated Battery (Misdemeanor)  
Aggravated Battery (Misdemeanor) (Household Member)  
Aggravated Battery upon Peace Officer  
Aggravated Battery Upon Peace Officer (Deadly Weapon)  
Aggravated Burglary (Commits Battery)  
Aggravated Burglary (Deadly Weapon)  
Aggravated Fleeing A Law Enforcement Officer  
Assault (Attempted Battery)  
Assault (Attempted Battery) (Household Member)  
Assault (Unlawful Acts, Threats or Conduct)  
Assault (Unlawful Acts, Threats or Conduct) (Household Member)  
Assault Upon a Peace Officer  
Assault Upon a School Employee (Attempted Battery)  
Assault Upon a School Employee (Threat or Menacing Conduct)  
Assisting Escape - Conspiracy  
Battery  
Battery (Household Member)  
Battery Upon a Peace Officer  
Battery Upon a School Employee  
Kidnapping (First Degree)  
Kidnapping (Second Degree)

## **Property Charges**

Arson (Over \$1000)  
Breaking and Entering  
Burglary (Automobile)  
Burglary (Commercial) - Conspiracy  
Burglary (Commercial)  
Burglary (Dwelling House)  
Criminal Damage to Property  
Criminal Damage to Property (Over \$1000)

Embezzlement (Over \$2500)  
Fraud (\$500 to \$2,500)  
Fraud (Over \$250)  
Fraudulent Use of Credit Card (Without Consent)  
Larceny (\$100 or Less)  
Larceny (Over \$100)  
Larceny (Over \$250)  
Leaving the Scene of an Accident (Property Damage)  
Receiving Stolen Property (Dispose)(Firearm)  
Receiving Stolen Property (Dispose)(Over \$250)  
Receiving Stolen Property (Receive)(Firearm)  
Receiving/Transferring a Stolen Vehicle  
Receiving/Transferring a Stolen Vehicle (Possession)  
Robbery  
Shoplifting \$100 to \$250 - Attempt  
Shoplifting \$100 to \$250  
Shoplifting (\$100 or Less)  
Shoplifting (\$250 or less)  
Shoplifting (\$250 to \$500)  
Shoplifting (Over \$100)  
Shoplifting (Over \$250)  
Unlawful Taking of a Motor Vehicle  
Unlawful Taking of a Motor Vehicle over \$2500

### **Warrants**

ARREST WARRANT  
BENCH WARRANT  
FTA, WARRANT  
PAROLE RETAKE WARRANT  
PROB. VIOLATION WARRANT  
VIO. COND. REL. (WARRANT)

### **Weapon Charges**

Negligent Use of a Deadly Weapon  
Possession (Unlawful) of a Handgun by a Person (under 19)  
Unlawful Carrying of a Deadly Weapon  
Unlawful Carrying of a Deadly Weapon on School Premises  
Unlawful Possession of Switchblades