



Clark County, Nevada
Department of Juvenile Justice Services

***DISPARATE TREATMENT BASED ON
RACE AND ECONOMICS
2005 REPORT***

Report for Senate Bill 232

Table Of Contents

Table Of Contents.....	2
Introduction	3
Youth Profiles.....	4
Data Analysis	12
Key Findings	13
Recommendations and Time Frames	14
Existing Programs	14
New Programs and Procedures	15
Summary.....	16

Introduction

The Clark County Department of Juvenile Justice Services (DJJS) has responsibility for all local delinquency services, including Probation, Juvenile Detention and the Spring Mountain Youth Camp (SMYC).

Probation Services provides intake and diversionary services to youth referred to the department for acts of delinquency, and provides supervision and treatment services to adjudicated youth. Services are provided on the DJJS campus and at seven neighborhood community centers. In 2005 there were 86 Juvenile Probation Officers (JPOs) and Supervisors who performed traditional probation functions for 23,687 referrals.

In addition, the department operates a 235-bed Juvenile Detention facility on the DJJS campus, housing male and female youths pending court or correctional placement. Professional staff (JPOs and Technicians) total 159. The average daily population of this unit is currently dropping dramatically due to initiatives to provide alternatives to secure detention.

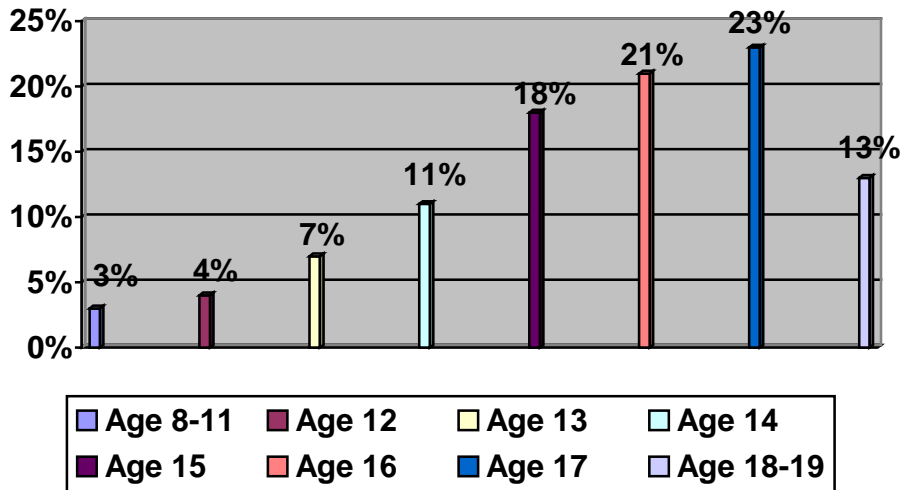
The Spring Mountain Youth Camp is a 100 bed correctional facility located 50 miles from downtown Las Vegas at Mount Charleston. It is a staff-secure facility for repeat and serious male offenders, staffed with 50 JPOs, Supervisors and Technicians.

The department has used **FamilyTRACS** as its case management and information system since April 1998. There are links through **FamilyTRACS** to the Family Court, the District Attorney's office, local law enforcement, the Public Defender's office and community providers. The data for this report was gathered from **FamilyTRACS** and various State of Nevada and National publications and databases (cited where used).

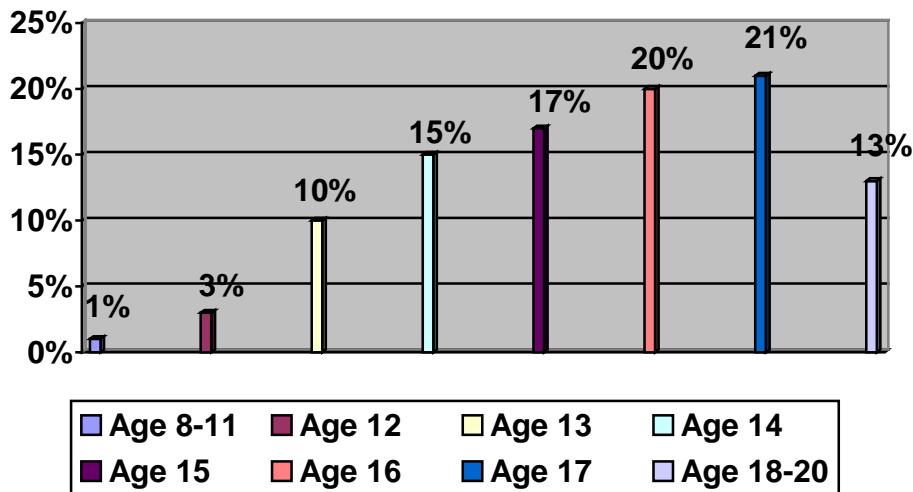
Youth Profiles

In the calendar year 2005, there were 5,131 referrals where at least one of the charges was a Felony or Gross Misdemeanor. The following charts represent the gender and age of the youth at the time of their referral.

Total Males by age 2005 (N = 4,214)

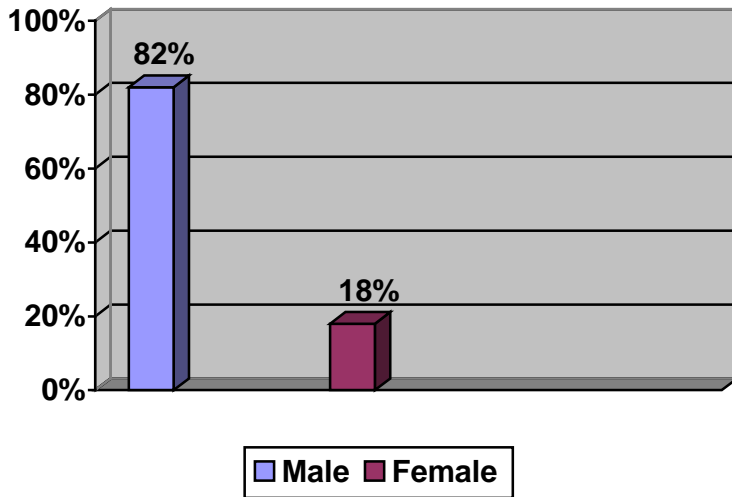


Total Females by age 2005 (N = 917)



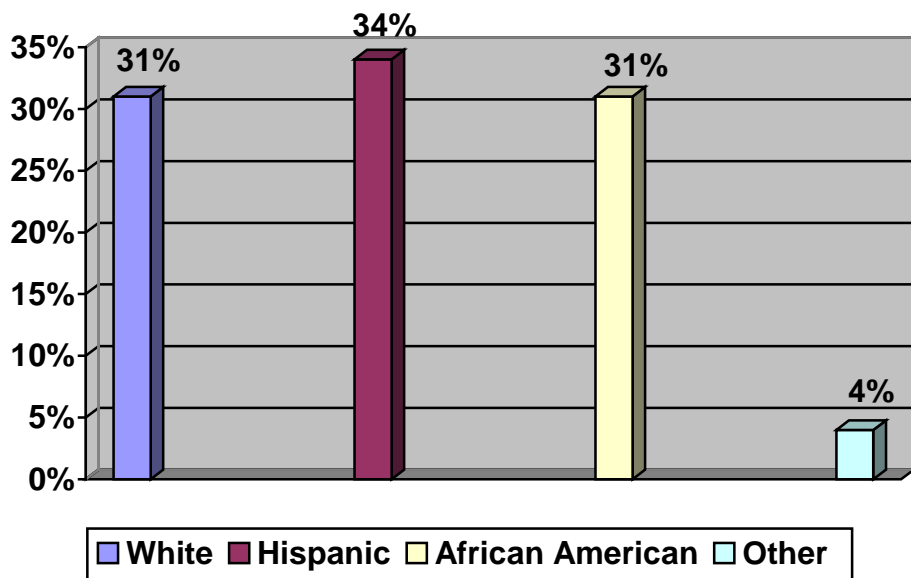
The following chart represents the breakdown between males and females at the time of their arrest in 2005. For comparison purposes, the Office of Juvenile Justice Delinquency Prevention (OJJDP, 1999 Statistical Briefing Book) reports that nationwide, females account for 28% of total arrests. (Females may be underrepresented in this statistic because only felonies and gross misdemeanors are captured in this table).

Total Percentage of Youth by Gender 2005 (N = 5,131)



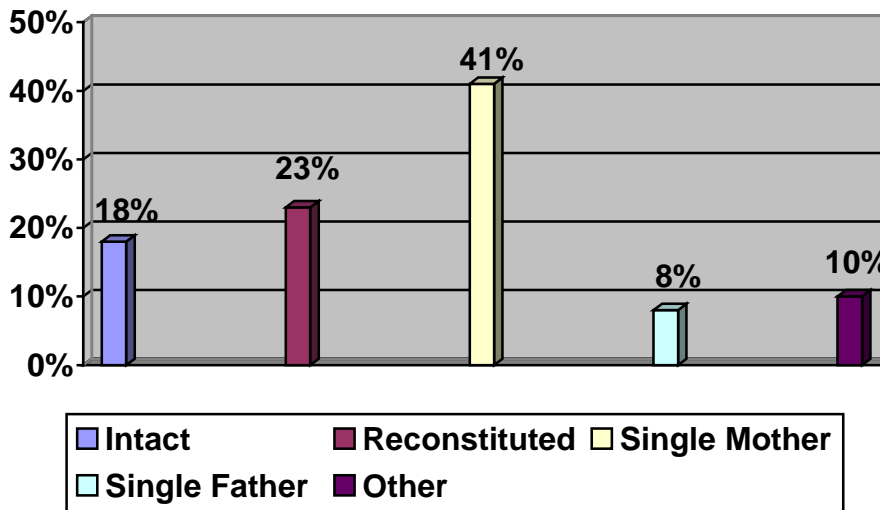
Total Percentage of Youth by Race 2005 (N = 5,131)

(Asian, Pacific Islanders and Native Americans each represented less than 4 percent of arrests in 2005)



Household Composition of Arrested Youth 2005

The following chart shows the household composition of families of juveniles arrested for felonies or gross misdemeanors in 2005. Please note: Intact Families represents youth residing with two biological parents, Reconstituted Families represents youth residing with one biological parent and one non-biological parent, Single Mother represents youth residing with biological mother, Single Father represents youth residing with biological father and Other represents youth residing with siblings, extended family members or in out-of-home placements.



Nationwide, 38% of African American youths, 75% of White and 65% of Hispanic youths live in Intact families. (OJJDP 1999, Statistical Briefing Book)

The following table addresses the most common charges for which youths were arrested.

Burglary	Grand Larceny	Robbery	Possession of Stolen Vehicle	Under Influence or Use of a Controlled Substance	Malicious Destruction Of Property
13%	8%	5%	5%	4%	4%

Lewdness With a Minor	Conspiracy To Commit Burglary	Sexual Assault – Victim Under 16	Assault With a Deadly Weapon	Possession of a Dangerous Weapon (1st Offense)	Possession Of Stolen Property
4%	4%	3%	2%	2%	2%

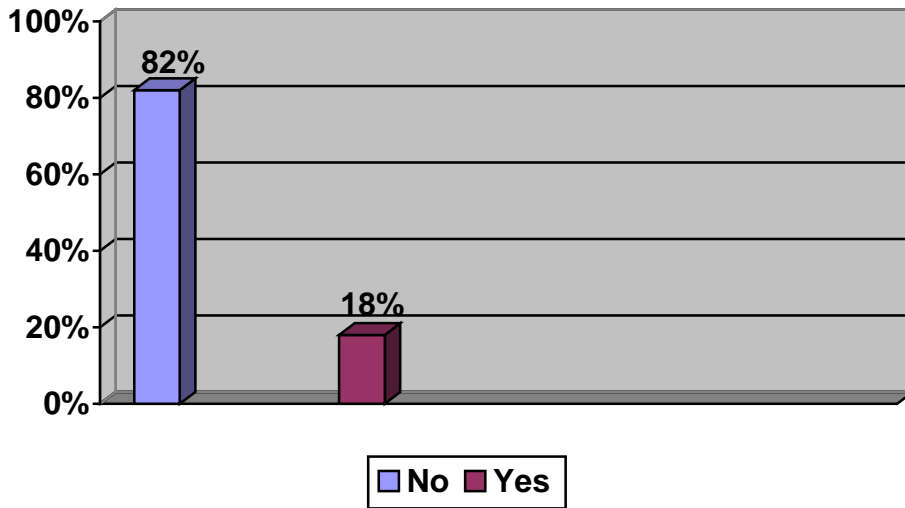
In 2005, there were 5,131 juvenile referrals in Clark County where at least one charge was a Felony or Gross Misdemeanor. Of that number:

- 1,780 referrals resulted in a youth being detained in Juvenile Detention
- 195 youth were placed at SMYC
- 304 youth were placed in State facilities
- 64 youth were certified to adult status.

There were approximately 23,687 total referrals to DJJS in 2005.

Treatment Services

The following chart shows adjudicated youth that were recommended for Community Based services via the **FamilyTRACS** – Community Provider electronic interface or by other methods. Out of 5,131 referrals, 2,629 were adjudicated, involving 1,783 youth. Of the 1,783 adjudicated youth, 319 (18%) were referred to Community Service Providers.



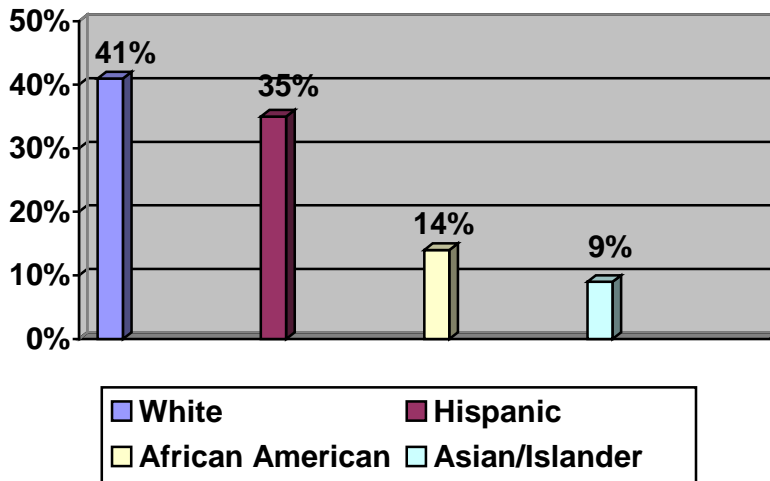
The charts on the following pages identify, by race, how youth arrested for felony or gross misdemeanors are processed in the Clark County juvenile justice system.

DEPARTMENT OF JUVENILE JUSTICE SERVICES

POPULATIONS BY RACE

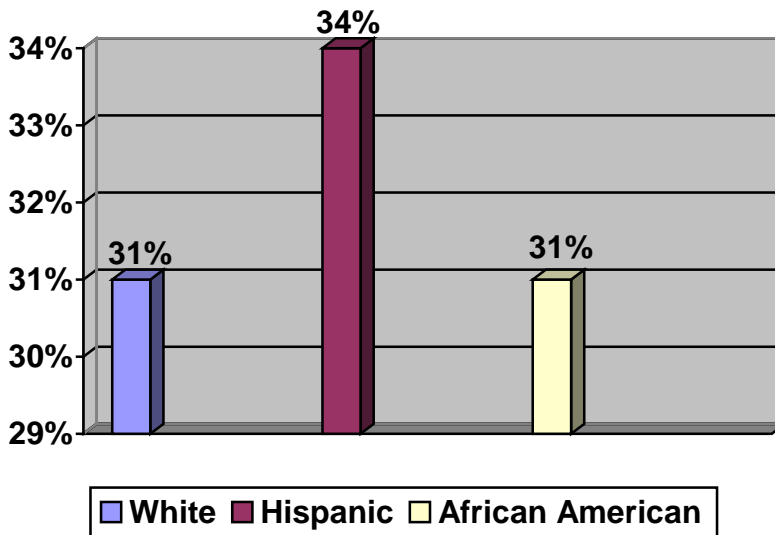
January 1, 2005 – December 31, 2005

CLARK COUNTY SCHOOL DISTRICT POPULATIONS BY RACE October 2004

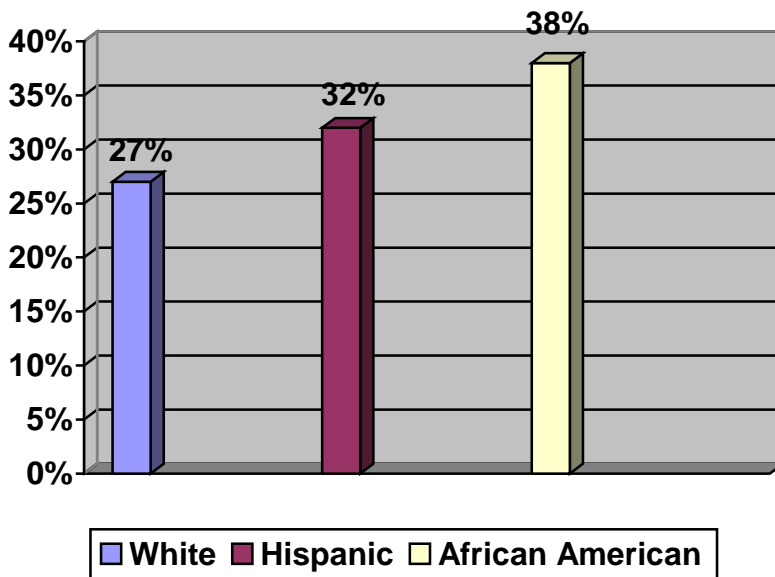


(Other: less than 1%)

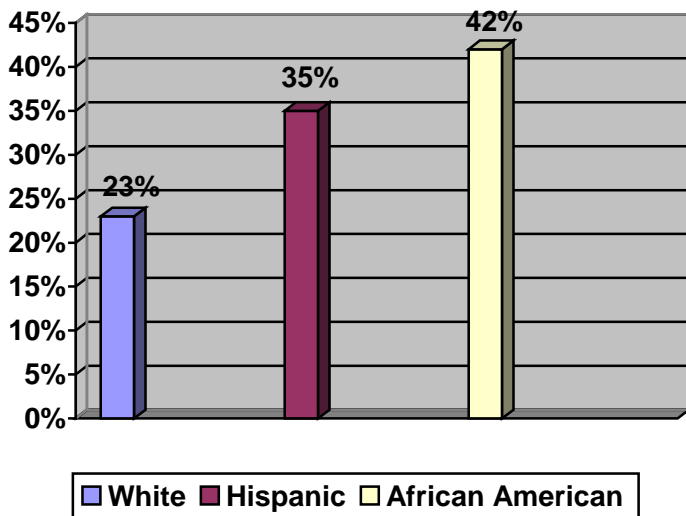
TOTAL REFERRALS – 2005 Felony/Gross Misdemeanor (5,131) (Other: less than 4%)



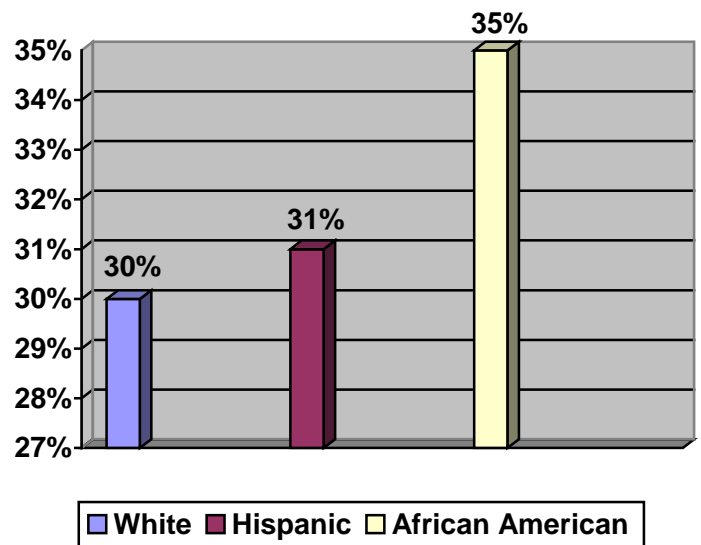
TOTAL YOUTH PLACED IN SECURE DETENTION (1,735 with charges of Felony/GM)
 (All others less than 3%)



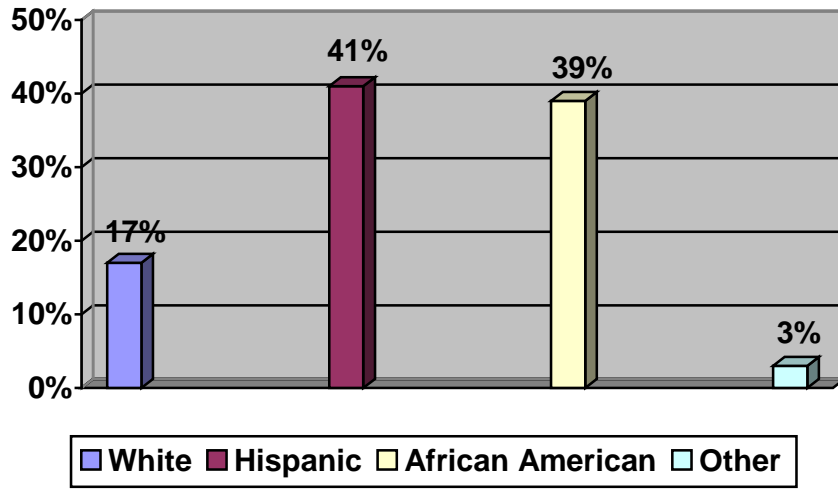
TOTAL YOUTH PLACED AT SMYC (195)



TOTAL YOUTH PLACED IN SECURE STATE FACILITY (307)
 (All others less than 4%)



TOTAL YOUTH CERTIFIED TO ADULT STATUS (64)



(White 11; Hispanic 26; African American 25; Other 2)

Data Analysis

As represented in the charts on the preceding pages, African American youth appear to be over-represented in referrals by the police on felonies and gross misdemeanors. In the 2005 school year, the Clark County School District (CCSD) reports that 14% of their students were African American. Over twice that number, 31%, of arrests were of African American youth. (In comparison, OJJDP, 1999, reports that nationally, 55% of Robberies, 38% of aggravated assaults, 24% of Burglaries and 33% of weapons charges were committed by African American youth.) Again in 2005, the over-representation also continues in some form at other junctures in the juvenile justice system. While 31% of those arrested for felonies and gross misdemeanors are African American, 38% of all detained youths are African American. African Americans constitute 42% of commitments to SMYC (up 8% from last year) and 35% (as compared to 44% last year) of commitments to state correctional facilities. In 2005, 64 Clark County youth were certified to adult status. Of those, 25 (39%) were African American (down from 52% last year).

Hispanic youth, representing 35% of the CCSD population, constituted 34% of the youth referred. Of all the youth detained, 32% were Hispanic. 35% of commitments to SMYC were Hispanic (same from last year) and 31% of Clark County youth committed to the State's correctional facilities were Hispanic. Of the 64 youth certified to adult status, 26 were Hispanic (up from 35% last year to 41% this year).

White youth, who constitute 41% of the CCSD population, constitute 31% of youth arrested for felonies and gross misdemeanors in 2005. 27% of youth detained are White. Commitments to SMYC are 23% White, and commitments to the State facilities are 30% White. Of the 64 youth certified to adult status, eleven (17%) were White.

Asian or Other Pacific Islanders (and other racial categories) represent 10% of the CCSD population, and less than 5% of those detained or incarcerated at any stage of the juvenile justice system. This may speak to an opportunity to examine what is keeping this population out of the juvenile justice system, with the goal of infusing those characteristics into treatment programming for over-represented populations.

Clark County has made the recording of financial data on guardians of youth adjudicated on Felonies and Gross Misdemeanors mandatory. This has increased the number of data entries in this area. A new report (The Detention Statistics Snapshot) has just been created to display the incomes of all guardians that are recorded in FamilyTRACS if their child was in Detention during the year. Since this report has just gone into production as of February 1, 2005, there has not yet been time to edit or manipulate the data to just sort out those referrals that fit the parameters of this report. We have not yet had time to modify the Detention Statistics Snapshot to show youth who are not detained. Neither have we yet had an opportunity to filter it so that it shows only youth who were arrested for Gross Misdemeanors or Felonies which is the focus of this report.

Key Findings

Background:

In 2005, there were 5,131 referrals that included at least one felony or gross misdemeanor in Clark County. Of that number, 1,780 youth were detained in Juvenile Detention and 195 youths were placed at SMYC. Also, 304 youth were placed in State facilities and 64 were certified to adult status. There were approximately 23687 total referrals involving 15,654 offenders in 2005.

- As is the case nationally, minority children appear to be over-represented in the Clark County juvenile justice system.

The placement of youth at State facilities increased in number from 234 to 307 in 2005. African American represented a decrease of 9%, while the White population increased by 5%. Hispanics increased by 2%.

In SMYC, Hispanic population stayed the same at 35% in 2005, African Americans increased by 8% and Whites fell 7%.

Due to the apparent overrepresentation of youth of color in secure facilities, DJJS will continue a detailed investigation of this issue. This task is a large part of the Detention Reform initiative undertaken by DJJS in the past year, a large part of which is based upon the agency being selected as a participant in the process with sponsorship by the Annie E. Casey Foundation. This effort will be the basis for an action plan for Clark County.

- Clark County acknowledges that there are an insufficient number of community-based treatment alternatives for female offenders. Further analysis is indicated to ascertain if females of any race are over-represented in commitment to state institutions.
- Culturally competent services, in the language that the family speaks, need to be enhanced in Clark County. DJJS continues its efforts to recruit and hire professional and support staff with Spanish language skills.
- 82% of youth arrested on felonies and gross misdemeanors come from homes with caretakers other than two biological parents. This is down from 84% last year. Further studies of the household composition of these families must take place. Preliminary analysis indicates that there seems to be a higher than average number of single parent homes in Clark County.

Recommendations and Time Frames

Recommendations for improvement in Clark County take two forms. One, to continue effective programs, in both the areas of child welfare and juvenile justice and two, to institute new programs and procedures in concert with the Department of Family Services and community providers. It is the firm belief of the DJJS and DFS that “family focused” services will alleviate child abuse and neglect, which in turn, will lower the number of youth that enter the delinquent system via child welfare.

This section of the report will update advances that have been made on proposals from the last report and add new areas where DJJS will focus.

Existing Programs

Clark County has a number of existing programs that address the needs of child welfare and juvenile justice clients. These include, but are not limited to, the Children’s Advocacy Center, Child Haven, alliances with the Clark County School District and the State of Nevada for services to children and youths, Child Protective Services In Home Programs, Drug Court Program, Domestic Violence Unit, Probation Intake Diversion Programs, Truancy Program, Chemical Awareness Program, Project SOAR (Seeking Opportunities and Accepting Responsibility), Images in Truth Project, S, A.A.R.P. (Substance Abuse Assessment and Referral Program), Parenting Project, and the Family Intervention Project.

Clark County must continually monitor these programs for effectiveness, altering or terminating programs deemed ineffective. DJJS will continue to seek alternative grant funding to continue and expand these programs.

Update: In 2003, the Detention Review and Release Program was created to specifically address the overcrowded population in the Clark County Juvenile Detention Center. The program’s main objective is to decrease the number of inappropriately detained juveniles and, consequently, to decrease the number of days an alleged offender spends in the facility. Releasing select juveniles from the detention center under community surveillance accomplishes reducing the number of detainees. UNLV in partnership with DJJS has applied for a grant for a two-year evaluation of the Detention Review and Release program.

Project SOAR (Seeking Opportunities and Accepting Responsibility), a cooperative venture for low risk offenders with the Nevada National Guard and Clark County Parks and Community Service was developed.

DJJS was chosen earlier this year by the National Council of Juvenile and Family Court Judges as one of the ten national sites to conduct their Graduated Sanctions Program. The primary goal of this program is to create and/or improve juvenile accountability based sanctioning programs at the front-end of services, while enhancing the competencies and skills of youth.

Time Frame: Ongoing

New Programs and Procedures

Crime prevention through social development programs is a good investment strategy and is the most effective means to build safe communities. Social development programs can address a number of factors which are often linked with criminal activity, such as violence in the home, lack of family support, negative parental behaviors, poverty, poor housing, failure in school and illiteracy, substance abuse and unemployment.

Therefore, DJJS will work with DFS and diverse community providers in developing programs in the following areas:

- **New programs to address the over representation of minorities in the juvenile justice system.**

DJJS will continue to work with other social service agencies in expanding recreational and social development opportunities to minority youth with the goal of reducing their involvement in crime. It is the goal of the department, in partnership with the community, to further expand treatment alternatives so as to reduce the number of minority youth initially entering the juvenile justice system, the detention of these youth, the placement of minority youth in the State's correctional centers and to lessen the number of minority youth who are automatically certified to adult status.

Time Frame: Ongoing.

- **Gender Specific Programs for female offenders.**

Although females constitute only about 18% of the arrests for felonies and gross misdemeanors in Clark County (2005), the number and frequency of arrests has doubled over the last decade. Also, research reveals that successful intervention strategies for girls differ from traditional strategies used with male offenders. Personal relationships drive female behavior and treatment programs need to capitalize on that. These programs range from individual counseling to help young girls avoid substance abuses issues, to teaching survival skills and providing additional educational opportunities.

Clark County is working with community resources and providers to develop both funding and appropriate residential and therapeutic programming for girls, so as to reduce the numbers committed to the Nevada Youth Training Center in Caliente.

Time Frame: Ongoing

- **Culturally Competent Services:**

Clark County will continue to actively recruit and hire professional and para-professional staff of Hispanic descent with Spanish language skills. Staff training in the delivery of culturally competent services will be developed and implemented department wide

Time Frame: Ongoing.

- **Treatment Services:**

DJJS continues to expand its Internet based Community Provider Referral system with the goal of providing more opportunities for youth to receive services and to quicken the initiation of those services. The Internet based services also allows DJJS officers the ability to quickly receive treatment plans from providers and progress reports on treatment. The County believes that by partnering with service providers in the community more “basic” services of counseling, tutoring and mentoring can be made available to youths. Assistance to service providers will be provided to enable the start up of these services.

Update: 18% of the youth arrested in 2005 were referred for Treatment Services, using the online process

Time Frame: Ongoing

- **Community Based Services for Single Parent Families.**

Preliminary analysis seems to point out that single parent families are more prevalent in Clark County than nationally. Again, statistics may be skewed due to this report’s presentation of only felonies and gross misdemeanors.

Time Frame: Ongoing

- Management will continue to encourage staff to fully use the information system. More complete data is needed in all areas, but particular attention must be made to gathering Income information.

Time Frame: Spring 2005

Summary

Pursuant to SB 232, Clark County has gathered and analyzed data in an effort to begin to determine whether youth of racial or ethnic minorities and youth from economically disadvantaged homes are receiving disparate treatment in the system of juvenile justice.

Analysis of the data from 2005 shows that youth of racial minorities, particularly African American youth, are arrested and processed through the juvenile justice system in Clark County and state facilities in higher percentages than their representation in the general school aged population would indicate.

While Clark County has a comprehensive case management and information system used by Probation, Detention, SMYC and external agencies, enhanced data collection of income information is needed. Clark County has been made the recording of financial data on guardians of youth adjudicated on felonies and gross misdemeanors mandatory. A new report (The Detention Statistics Snapshot) has just been created to display the incomes of all guardians that are recorded in FamilyTRACS but it must be modified to show only those youth of specific to this report.

Clark County has made recommendations to continue existing programs found to be effective in deterring continued delinquency and to conduct further analysis to address the needs of youth of color and those with behavioral problems.

Disproportionate minority representation in Clark County's juvenile justice system tells us that the department and Clark County need to examine services and programs minority children require so as to prevent their entry into the juvenile justice system. Beginning with the first referral for child welfare services, families should be offered the resources and services that are necessary to allow the families to effectively raise successful children.