

# JDAI Data through a Gender Lens

---

Report from Santa  
Cruz County

JDAI Inter-site  
Conference

December 1, 2004

# The April Study

---

- 20 girls were in custody in April 2004
- 11 (55%) had been detained at least once in the previous 12 months and were studied in depth
- The 11 “returns to detention” accounted for 82% of the custody time
- 82% were booked for a probation violation, 18% for a new offense

# April Data – Bench Warrants

---

- 60% of Bench Warrants were as a result of a failure to appear
- 25% of Bench Warrants were for Group Home AWOL
- 15% of Bench Warrants resulted from failure to return home

# April Data - Substance Abuse

---

- 100% of the girls had documented substance abuse histories
- 54.5% - cocaine; 27% - heroin; 27% methamphetamine; 45.5% - alcohol and marijuana alone
- 36.3% had been in residential drug treatment

# April Data – Family

---

- 82% of the girls returning to detention came from homes where there had been multiple CPS referrals. 55% were the subject of a “joint protocol”
- 45.5% had already been tried in alternative placements

# April Data – Initial JJ Response

---

- 54.5% of the girls were diverted from the formal system at first citation/booking
- 27% of the girls were adjudicated and placed on non-wardship status
- 18% of the girls were declared wards

# Data Tracking – Girls

---

- Date Of Birth/Ethnicity
- Admission Date/Release Date
- Days In Custody/Released To?
- Offense/Offense Type
- Risk Assessment Instrument Score
- Gang Affiliations
- Has Older Boyfriend?
- Drug/Alcohol Use
- CPS Involvement
- Number and Types of Past Detentions

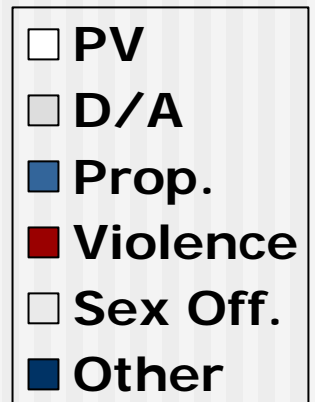
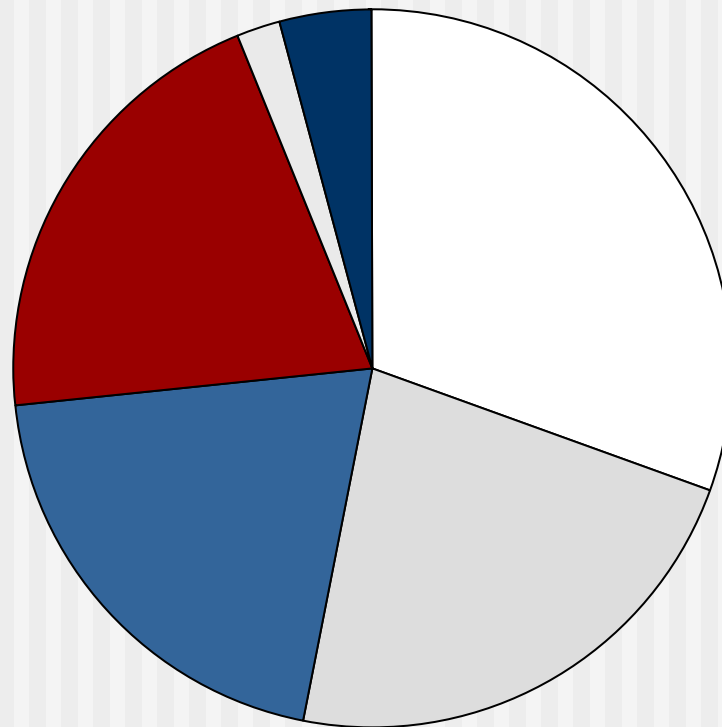
# Deeper Still (April to July)

---

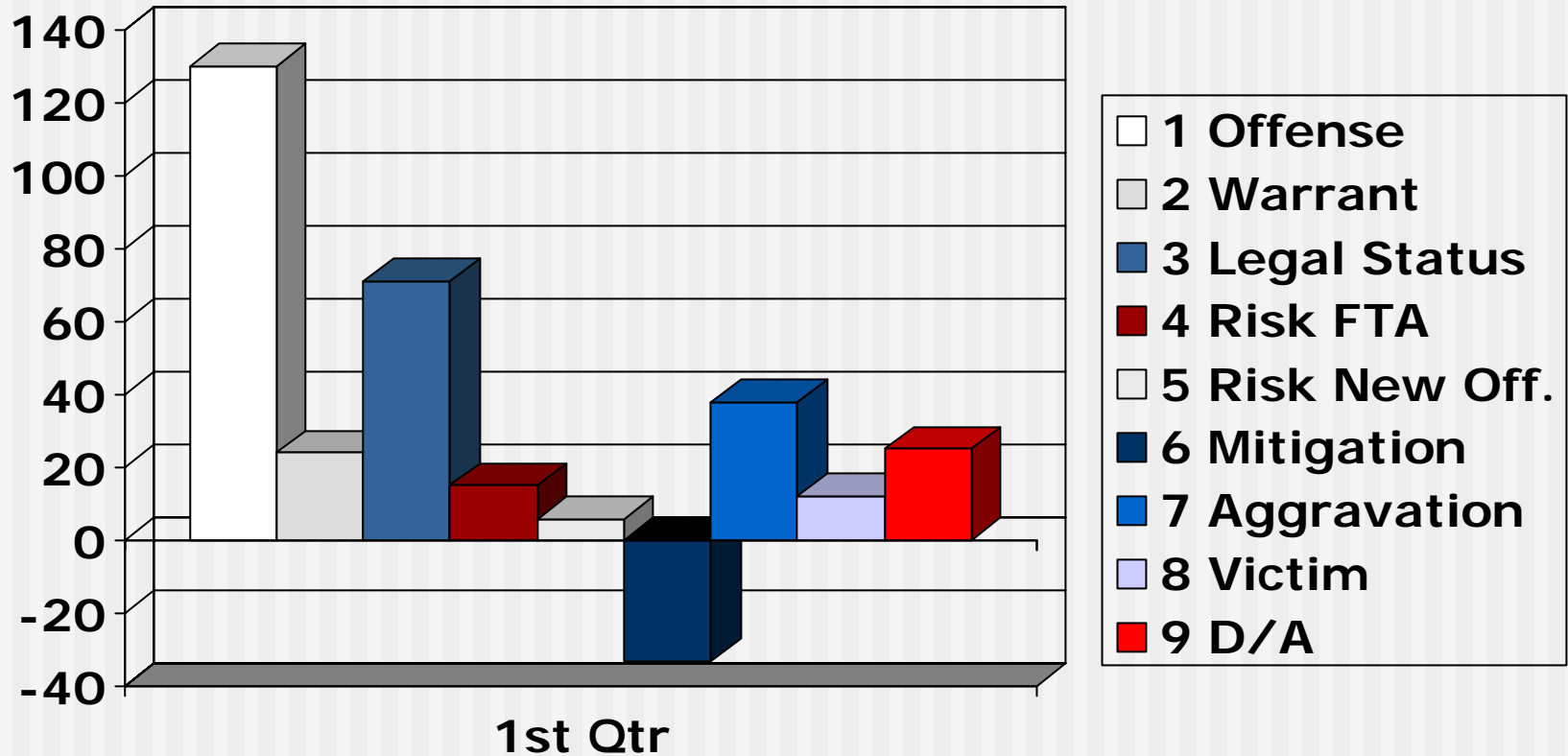
- 49 bookings
- Girls returning to custody (51% of pop) accounted for 84% of the time served
- 30.6% were booked in on a probation violation alone
- 69.4% had a new offense

# Type of Offense

---



# The RAI by Area



# Further RAI findings

---

- The offense makes up 45.1% of the RAI (no points are given for probation violations)
- Behaviors associated with running away (Area 2 – Warrant Status, Area 4 – Failure to Appear, Area 7 – Aggravating Factors) make up 27.4% of the RAI

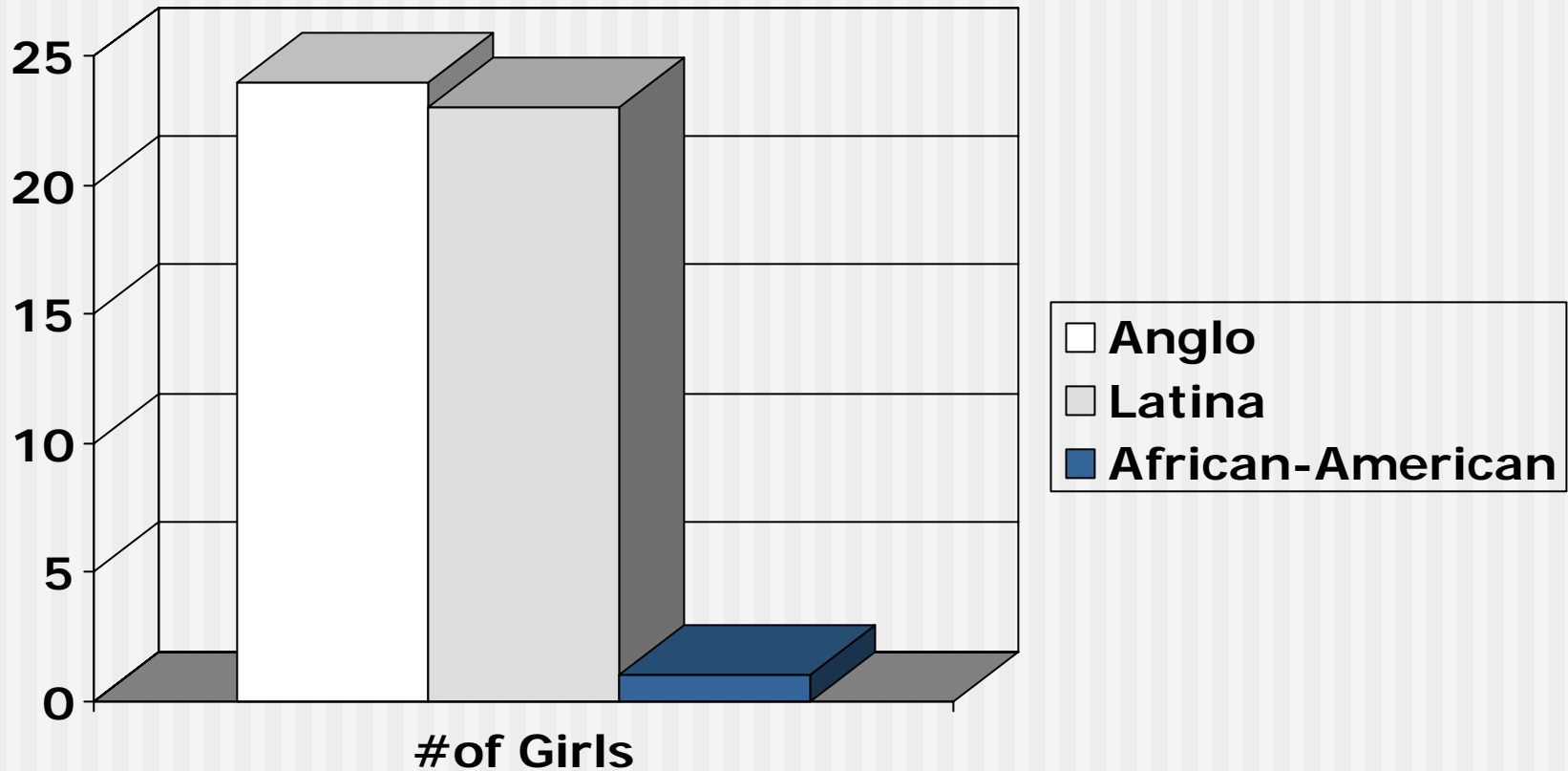
# Overrides

---

- 49 bookings
- 8 Bench Warrant Returns, 1 CYA Hold
- 14 risked 10 or above
- 7 overrides on girls risking 9 or below
- 19 risked 6 or below and were not overridden

# Booking by Ethnicity

---



# Substance Abuse

---

- No drug and alcohol use information was requested from 13 of the girls, each was a “book and release”
- Of the remainder of the girls, 100% had a documented substance abuse problem

# Social Factors

---

- Having an older boyfriend was NOT correlated with any outcome
- Ethnicity was NOT correlated with RAI score or length of stay
- Younger girls have higher RAI scores
- Latina girls are less likely than Anglo girls to be released to a parent