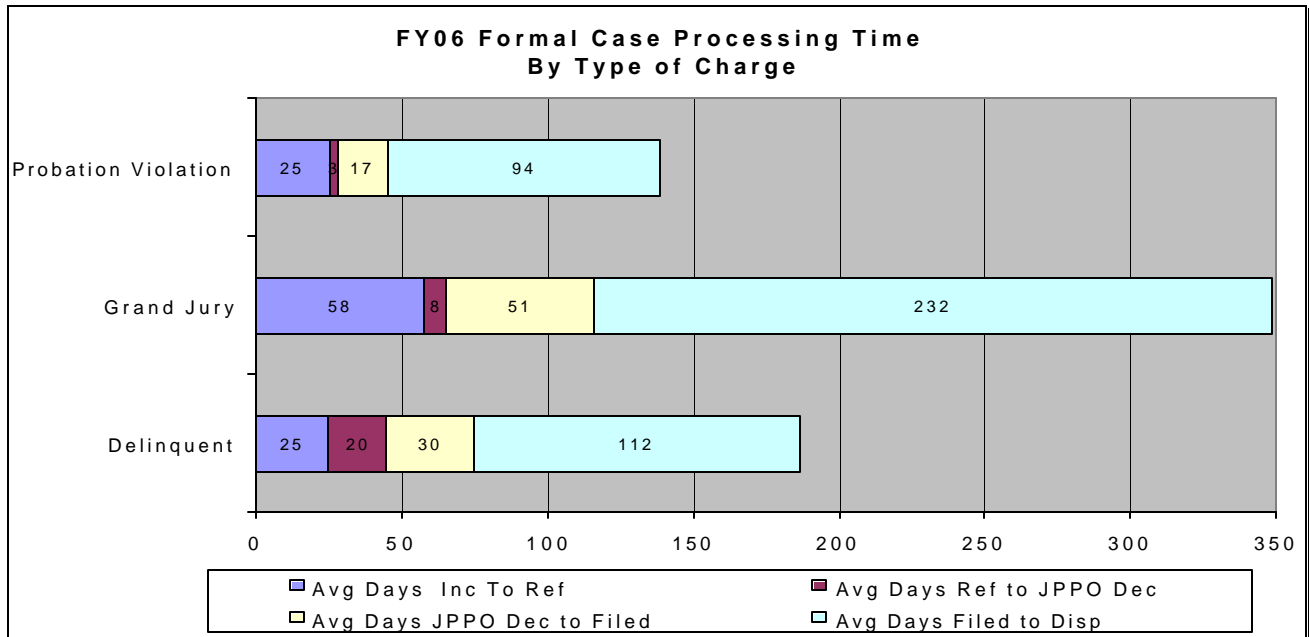


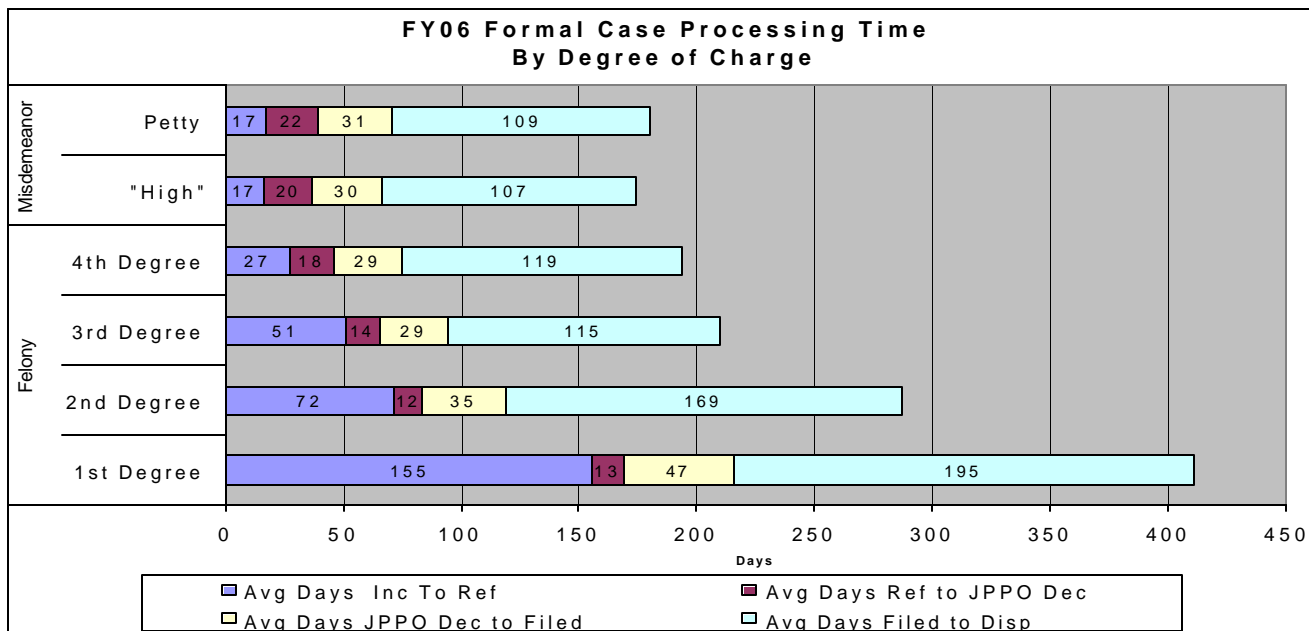


## FY06 Formal Case Processing Time

The length of time to disposition is related to the type of petition and seriousness of charge. On average during this fiscal year from the time the incident occurred to the date of disposition it would take 217 additional days, to get through the major decision points, for a client charged with a 1<sup>st</sup> Degree felony rather than a 4<sup>th</sup> Degree Felony.



SOURCE: FACTS DATA PULLED 10-15-06

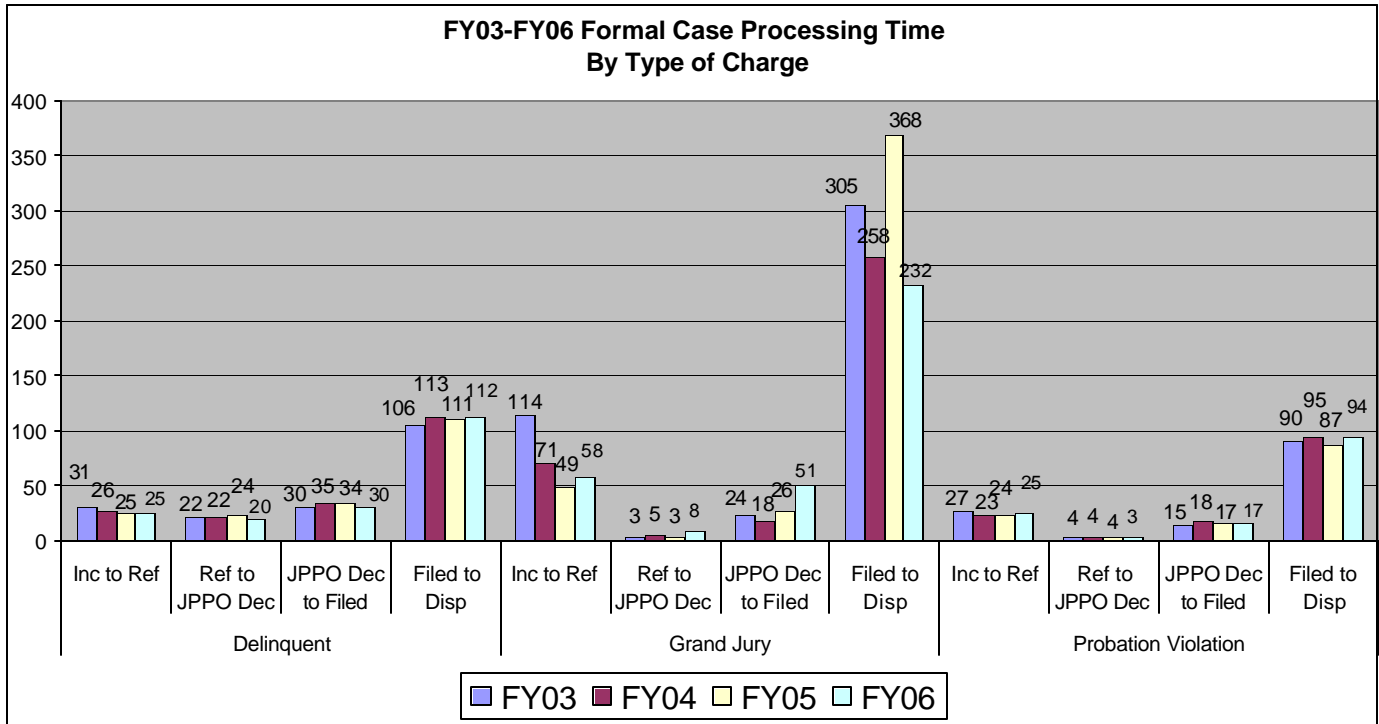


SOURCE: FACTS DATA PULLED 10-15-06



## FY03-FY06 Formal Case Processing Time

The following reflects the change in case processing time by “petition type” between FY03-FY06.



SOURCE: FACTS DATA PULLED 10-15-06

The following information illustrates the elapsed time between major decision points only for those cases in which a formal disposition occurred between July 2002 and June 2006 (entered into FACTS as of 10/15/06).

### Methodology

- All cases with a finding of delinquency or conviction are included.
- Every charge on petitions disposed during the period is selected. A case is a single petitioned offense record.
- There are typically multiple charges per petition. Each petitioned charge has a charge disposition.
- "Delinquent" Column includes all charges where the Petition Type was not Grand Jury or Criminal Information and the offense was not probation violation.
- "Grand Jury" column includes any charges in a petition whose type is Grand Jury or Criminal Information.
- "Probation Violation" column includes charges where the Petition Type is not Grand Jury or Criminal Information and the charge is a probation violation.
- The “first” disposition on the case is used for disposition date (Reconsiderations and time waivers are included, but the first disposition on the case is used.)



Constraints: Two of the five dates are "data entry" dates in FACTS.

- Incident Date: Recorded from the petitioned offense.
- Referral Date: The date the referral is received.
- JPPO Decision: The date the PI decision is entered into FACTS by the JPPO.
- Date Filed: The date the petition was filed.
- Disposition Date: The date of the disposition.

### FY04-FY06 Formal Case Processing Time by Region/District

Region	District	Charge Type	Inc To Ref (Average Days)			Ref to JPPO Dec (Average Days)			JPPO Dec to Filed (Average Days)			Filed to Disp (Average Days)		
			FY04	FY05	FY06	FY04	FY05	FY06	FY04	FY05	FY06	FY04	FY05	FY06
1	11	Delinquent	29	33	29	19	19	16	33	35	25	116	135	146
		Prob. Violation	20	11	3	2	1	1	19	1	1	73	37	45
	13	Delinquent	28	24	26	27	26	20	64	48	54	147	128	122
		Grand Jury	51	19	4		6	0	34	69	10	414	654	244
		Prob. Violation	20	24	27	2	2	4	23	9	14	59	67	77
<b>Region 1 Total</b>			<b>28</b>	<b>27</b>	<b>27</b>	<b>22</b>	<b>22</b>	<b>17</b>	<b>47</b>	<b>41</b>	<b>39</b>	<b>129</b>	<b>132</b>	<b>129</b>
2	1	Delinquent	30	32	25	20	23	17	62	52	32	99	119	85
		Grand Jury	76	33	77			12	18		45	298	510	136
		Prob. Violation	5	5	4	4	1	3	29	11	17	86	86	66
	8	Delinquent	28	28	37	19	22	21	42	35	46	79	114	100
		Grand Jury			37			7			70			18
		Prob. Violation	8	24	33	3	14	3	18	25	12	72	58	63
4	Delinquent	23	20	22	10	11	12	27	19	16	100	107	98	
	Prob. Violation	13	19	35	3	4	1	10	7	7	64	81	72	
<b>Region 2 Total</b>			<b>27</b>	<b>27</b>	<b>27</b>	<b>17</b>	<b>18</b>	<b>15</b>	<b>50</b>	<b>39</b>	<b>30</b>	<b>98</b>	<b>112</b>	<b>89</b>
3	2	Delinquent	26	22	22	26	28	23	30	36	27	115	110	119
		Grand Jury	78	52	63	6	3	8	17	21	57	237	355	239
		Prob. Violation	25	27	26	4	4	3	18	22	21	107	99	109
	<b>Region 3 Total</b>			<b>27</b>	<b>24</b>	<b>23</b>	<b>22</b>	<b>23</b>	<b>19</b>	<b>28</b>	<b>33</b>	<b>27</b>	<b>116</b>	<b>114</b>
4	5	Delinquent	16	12	19	13	17	18	28	27	37	70	84	62
		Grand Jury	1	11					20	18		287	131	
		Prob. Violation	11	10	10	4	6	4	24	19	22	69	73	94
	9	Delinquent	35	24	35	19	18	16	16	30	24	117	107	99
		Grand Jury	16		9			12	1		11	147		345
		Prob. Violation	26	23	21	16	15	6	14	13	6	71	71	58
10	Delinquent	4	4	7	15	11	14	18	16	30	108	92	94	
	Grand Jury			4			0		33	21		114	534	
	Prob. Violation	9	15	22	13	0	36	17	4	28	89	29	53	
14	Delinquent	21	16	25	10	10	5	37	22	21	72	71	60	
	Prob. Violation	38	30	29	4	2	2	17	12	4	60	56	50	
<b>Region 4 Total</b>			<b>21</b>	<b>17</b>	<b>24</b>	<b>13</b>	<b>13</b>	<b>10</b>	<b>26</b>	<b>23</b>	<b>23</b>	<b>84</b>	<b>81</b>	<b>72</b>
5	3	Delinquent	25	30	36	18	18	19	32	21	25	130	100	102
		Grand Jury	5	51	11	0	1	0	17		23	361	207	257
		Prob. Violation	16	12	23	1	1	1	16	6	18	69	81	84
	6	Delinquent	33	50	38	28	19	14	27	20	27	122	107	44
		Grand Jury		155			12			246			103	
		Prob. Violation	10	10	1	2	4	0	2	3	0	87	20	32
	7	Delinquent	14	28	32	27	28	21	26	25	42	112	121	98
		Grand Jury		82	1			0		2	21		116	233
		Prob. Violation	52	24	45	0	0	2	27	3	5	141	60	78
	12	Delinquent	29	32	25	22	22	17	21	40	27	117	123	186
		Prob. Violation	18	43	44	8	11	3	10	20	11	61	77	111
	<b>Region 5 Total</b>			<b>24</b>	<b>31</b>	<b>33</b>	<b>21</b>	<b>19</b>	<b>17</b>	<b>26</b>	<b>24</b>	<b>28</b>	<b>120</b>	<b>105</b>
<b>Statewide Total</b>			<b>26</b>	<b>25</b>	<b>26</b>	<b>20</b>	<b>21</b>	<b>17</b>	<b>33</b>	<b>32</b>	<b>28</b>	<b>113</b>	<b>113</b>	<b>111</b>