

Law Enforcement Efforts To Reduce Racial and Ethnic Disparities

JDAI Inter-site Conference
August 7, 2009
Washington, D.C

James Bell
Rick Wilson
Jesus Diaz



DMC/JDAI Initiatives

- About Tucson, Arizona
 - September 2003-DMC Plan
 - May 2004 Community forum
 - June 2004-DMC executive committee established:
 - Key community and system representation
 - October 2004-Casey and Burns
 - Annual goals and objective
 - Agency self-assessment
-



Persistence Issues

- Low-risk youth in detention
 - LR-HN youth
 - ATD
 - DVAC
 - Day/evening reporting
 - G.R.E.A.Tool
-



Come Together-Work Together

- Why work with TDP
 - Away from blame-toward
 - Common goals and mutual respect for roles and functions
 - Critical point in the system
 - Dispel the myths
 - Sets the legal system in motion
 - RAI Collaboration
-



Probation Survey

- Guide to further work
 - Training a priority
 - Trainers
 - Curriculum
 - Pilot training
 - On going
-

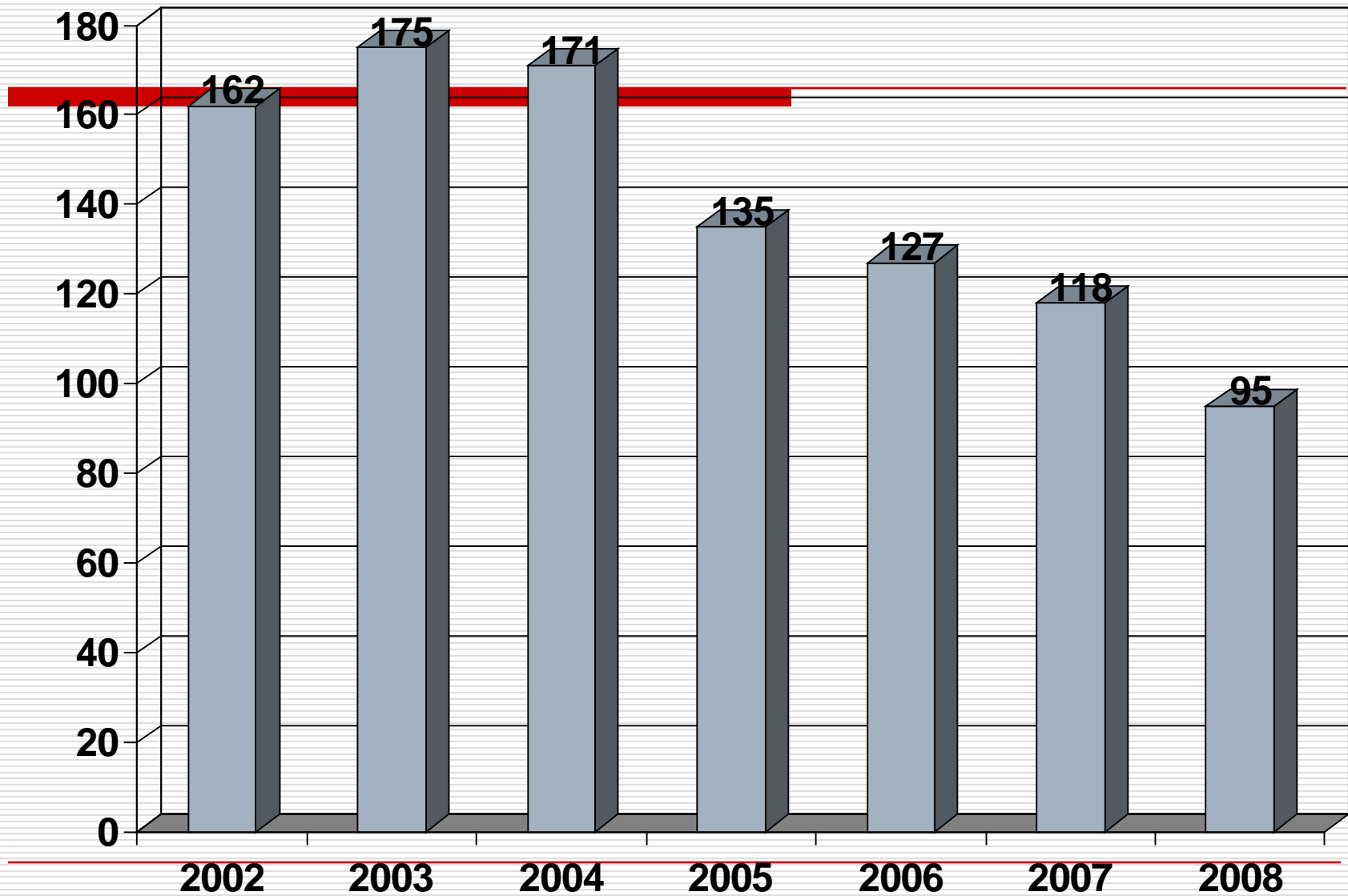
Results

- Average Daily Detention census
 - By Race and Ethnicity
-

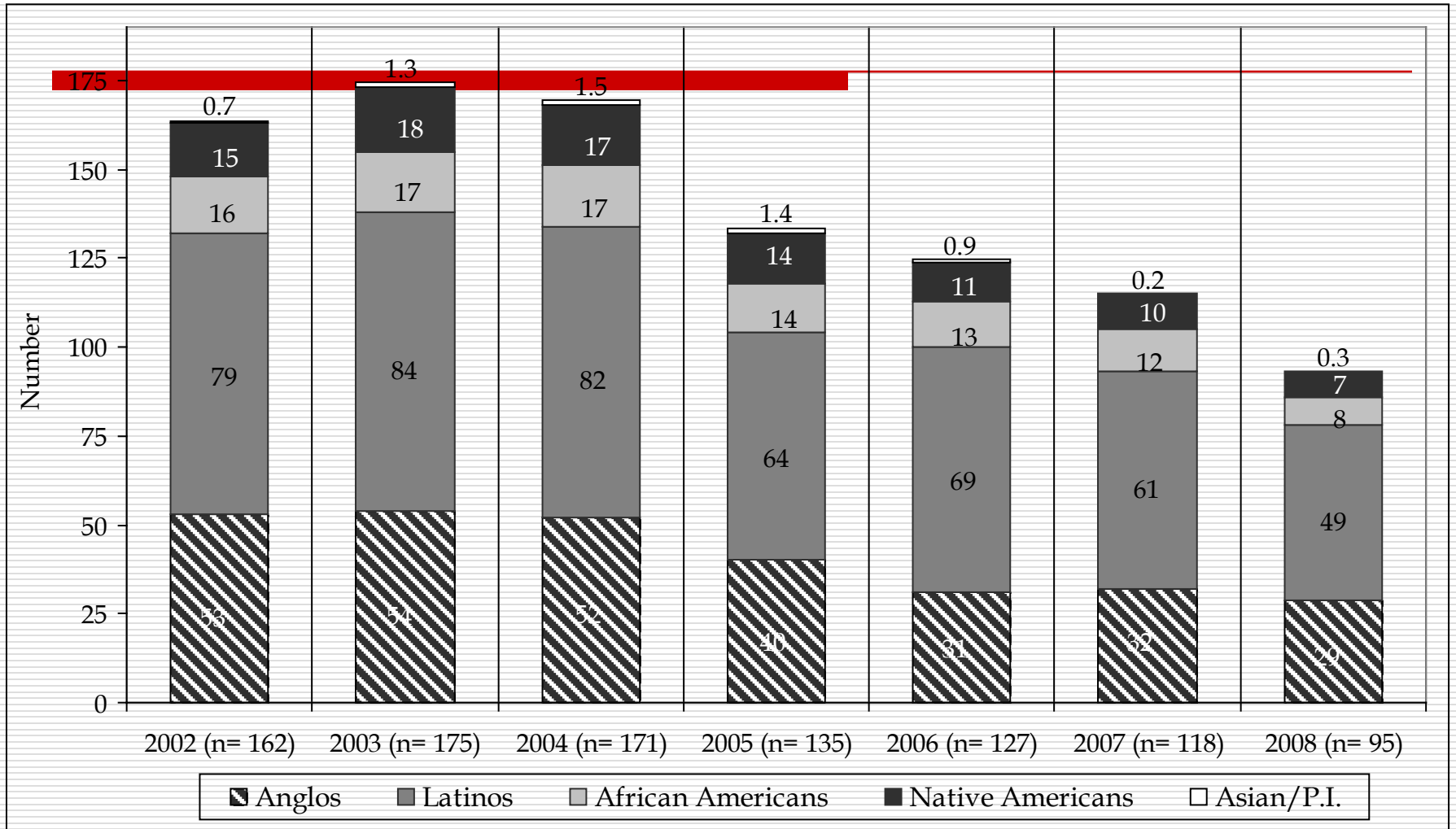


Pima County Juvenile Court

■ Average Daily Population



Daily Detention Average by Race and Ethnicity (Numbers)



TPD and Probation Decision Making:

**Digging Deeper into Low
RAI Scoring Youth**

Activities

- Identify Key Law Enforcement Decision Points for Youth
- Map Policies re: Decision Point
- Measure Impact of Decision Points
 - Race/Ethnicity
- Compare with Probation/Judicial Data
- Proceed Accordingly



Population Analysis

□ Sample Population

■ 135 arrested youth

- *69 youth were transported to PCJCC*
 - *(and 34 of these youth were detained by Probation)*
- *61 youth received a Paper Referral*
- *5 youth received a tobacco citation*

- All 69 youth screened received a **low score**



Digging Deeper into:

- Each of the following decision outcomes:
 - ❑ *Detained by Police and Probation*
 - ❑ *Detained by Police and Released by Probation*
 - ❑ *Cited and Released*

 - Officer Unit Type to note if youth arrested in specialized units are more likely to be arrested and transported to PCJCC

 - Other factors that could impact arrest (eg: Mandatory vs. Discretionary arrests; Parental Refusals; Mental Health Issues)

 - Geographic components: (eg. does proximity to PCJCC matter?)

 - Onsite vs. dispatched officers to note response differences.
-
- Specific offenses to learn if there are any disparities and to learn if there were other options available.

Other Factors that Could Impact Transportation to PCJCC

Did the Parent Refuse the youth?

	White	African American	Latino	Asian	Total
No	11	5	45	0	61
Unknown	2	0	1	0	3
Yes	2	1	2	0	5
Total	15	6	48	0	69

Did Mental Health Issues Necessitate the Arrest?

	White	African American	Latino	Asian	Total
No	14	5	42	0	61
Possibly	0		1	0	1
Unknown	0	1	2	0	3
Yes	1		3	0	4
Total	15	6	48	0	69

TUCSON POLICE DEPARTMENT
TEAM AND SECTOR BOUNDARIES
(EFFECTIVE JULY 8, 2007)

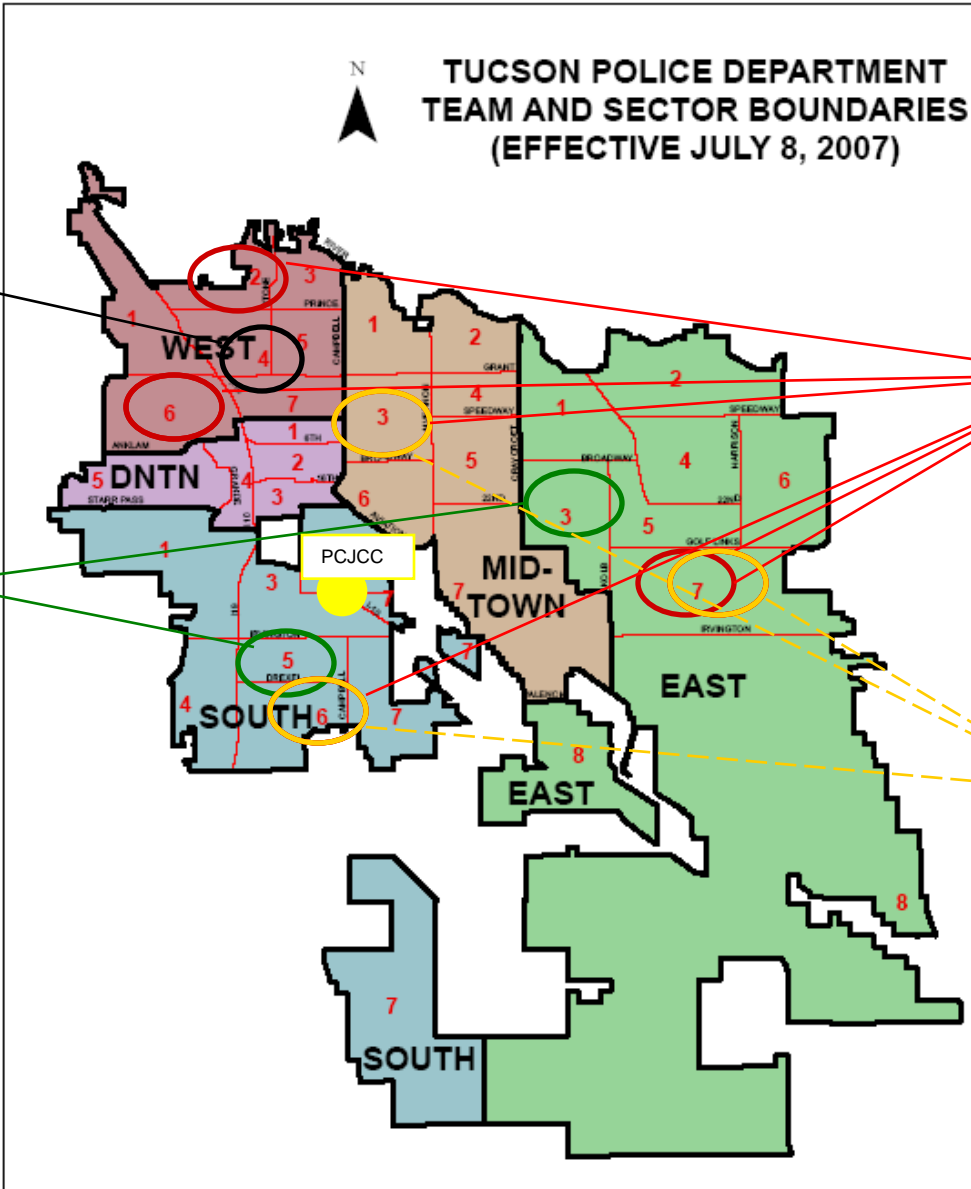
Youth Transported to
PCJCC

Tobacco
Citations

Youth arrested here are more likely to be cited and released.

Top offenses are low level:

- (1) Shoplifting
- (2) Disorderly Conduct- Dist. Peace



Youth arrested here are more likely to be transported to PCJCC.

Top offenses:

- (1) Stolen Car
- (2) Disorderly Conduct (Other and Dis. Peace)
- (3) Narc. Possession

Youth transported to PCJCC from these locations are more likely to be released by at PCJCC by Probation.

Top offenses:

- (1) Narc. Possession
- (2) Larceny (Other)
- (3) Graffiti

Based on an initial analysis, it does not appear that proximity to PCJCC has a significant impact on TPD's decision to transport to the hall vs. cite and release.

Offense Differences

- Shoplifting
 - Possession of Narcotics
 - DV—Minor Injury
 - Need More Files to Study
-